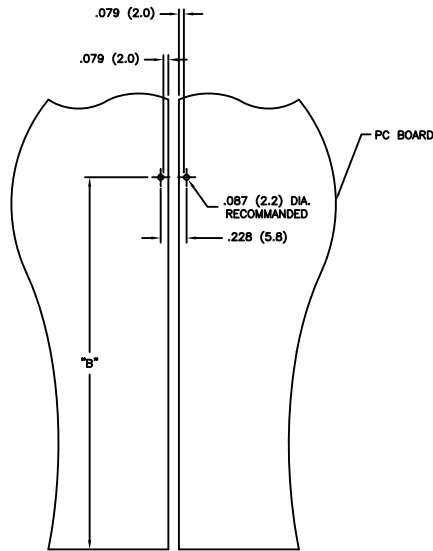


PART NO.	"A"	"B"	METAL INSERT M3 4/40	STD. PACKAGE QUANTITY	FIG. NO.
VMCGN65-M3-L-K	2.56 (65)	2.24 (57)	X	100	1
VMCGN65-440-L			X	100	1
VMCGN105-M3-L-K	4.13 (105)	3.82 (97)	X	100	2+3
VMCGN105-440-L			X	100	2+3
VMCGN120-M3-L-K	4.72 (120)	4.41 (112)	X	100	1
VMCGN120-440-L			X	100	1
VMCGN160-M3-L-K	6.30 (160)	5.98 (152)	X	100	2+3
VMCGN160-440-L			X	100	2+3
VMCGN-EX-40	40	32		100	3



BOARD HOLE
LOCATION

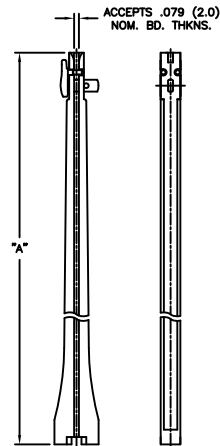


FIG. #1
(BASE)

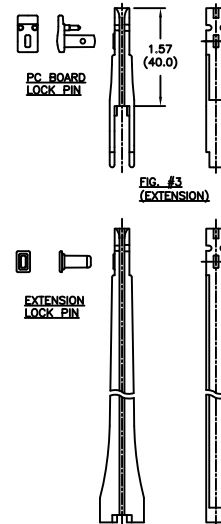
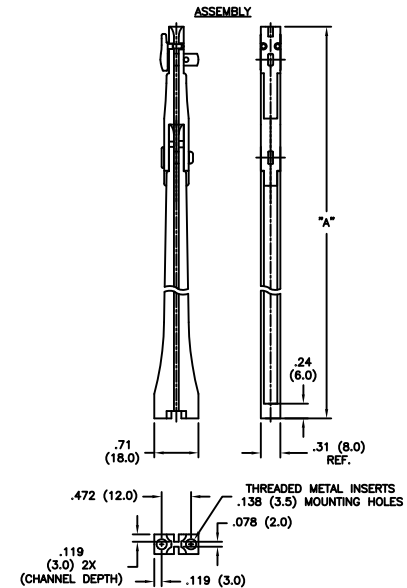


FIG. #3
(EXTENSION)

FIG. #2
(BASE)



NOTES:

- CARD GUIDE MATERIAL: FLAME RETARDANT POLYSTYRENE (RMS-117).
- CARD GUIDE COLOR: BLUE.
- LOCKING SYSTEM COLOR: WHITE
- CARD GUIDE WITH M3 INSERTS IS SUPPLIED WITH HARDWARE KIT, SUFFIX "-K", (WASHER, LOCK WASHER & M3X8 SCREW).
- CARD GUIDE WITH 4/40 INSERTS IS NOT SUPPLIED WITH HARDWARE.
- COMPONENTS:
 - LOCKING BUTTON: ACETAL (RMS-39)
 - SCREW: MILD STEEL, ZINC PLATED (RMS-415)
 - THREADED INSERT: BRASS (RMS-231)
 - WASHER: STAINLESS STEEL (RMS-228)

TITLE: VERTICAL MOUNT CARD GUIDE		DWG IN IN (MM)		FINAL	PRINT TYPE CA
F	SEE CO 200780 FOR CHANGES	SK 06.07.12			
E	SEE CO 200773 FOR CHANGES	SK 04.30.12			
-	SEE ENGINEERING FOR REV A TO D	-----			
REV	DESCRIPTION	ENGR DATE			
TOLERANCES UNLESS NOTED .XX=±.010 .XXX=±.005 FRAC=±1/64 ANG=1°		FILE # VMCGN	DWN: R.D.G.	APP:	
RE: RICHCO, INC.		MAT'L: SEE NOTES	DT: 03/13/01	DT:	
		RE: RICHCO, INC.	PO BOX 804238, CHICAGO, 60680 (773) 539-4060		PART # SEE TABLE