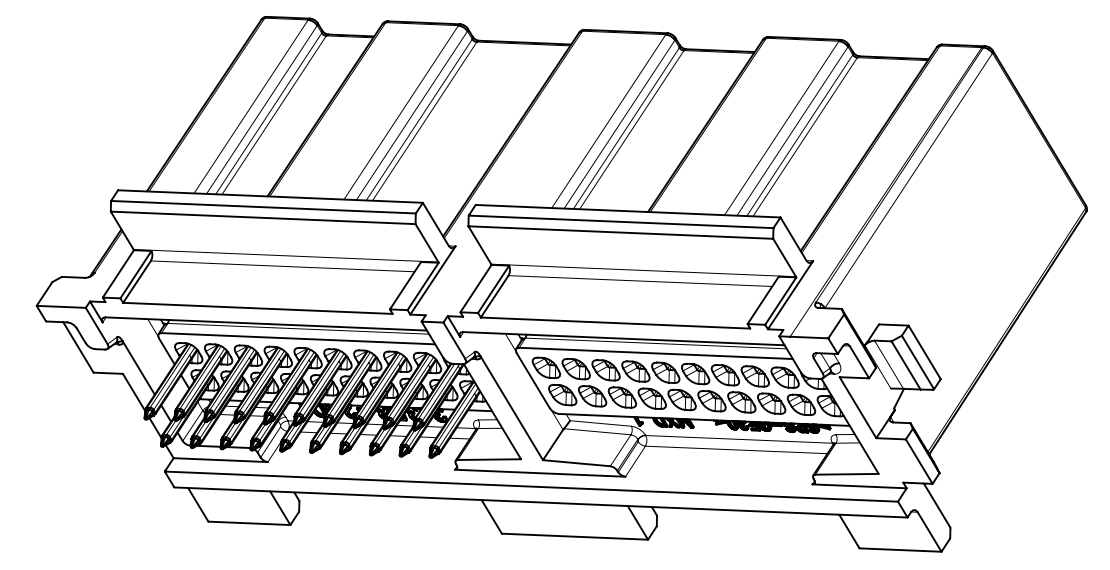
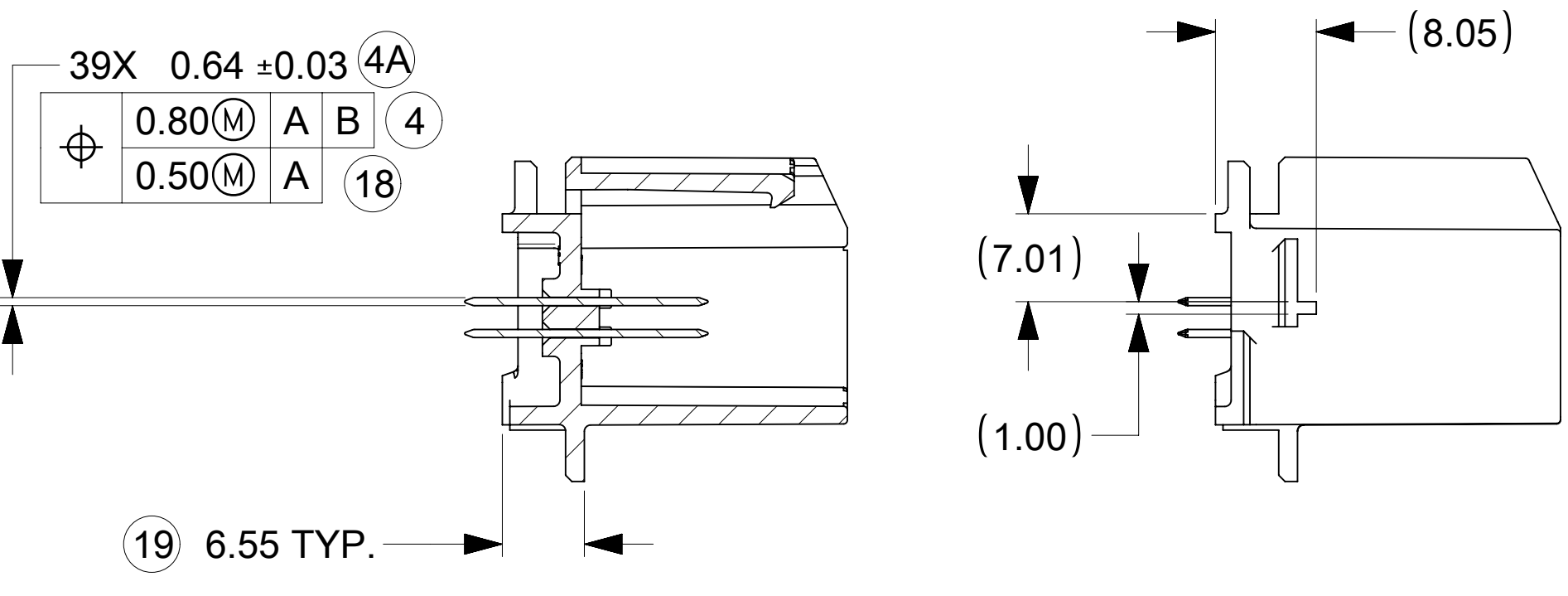
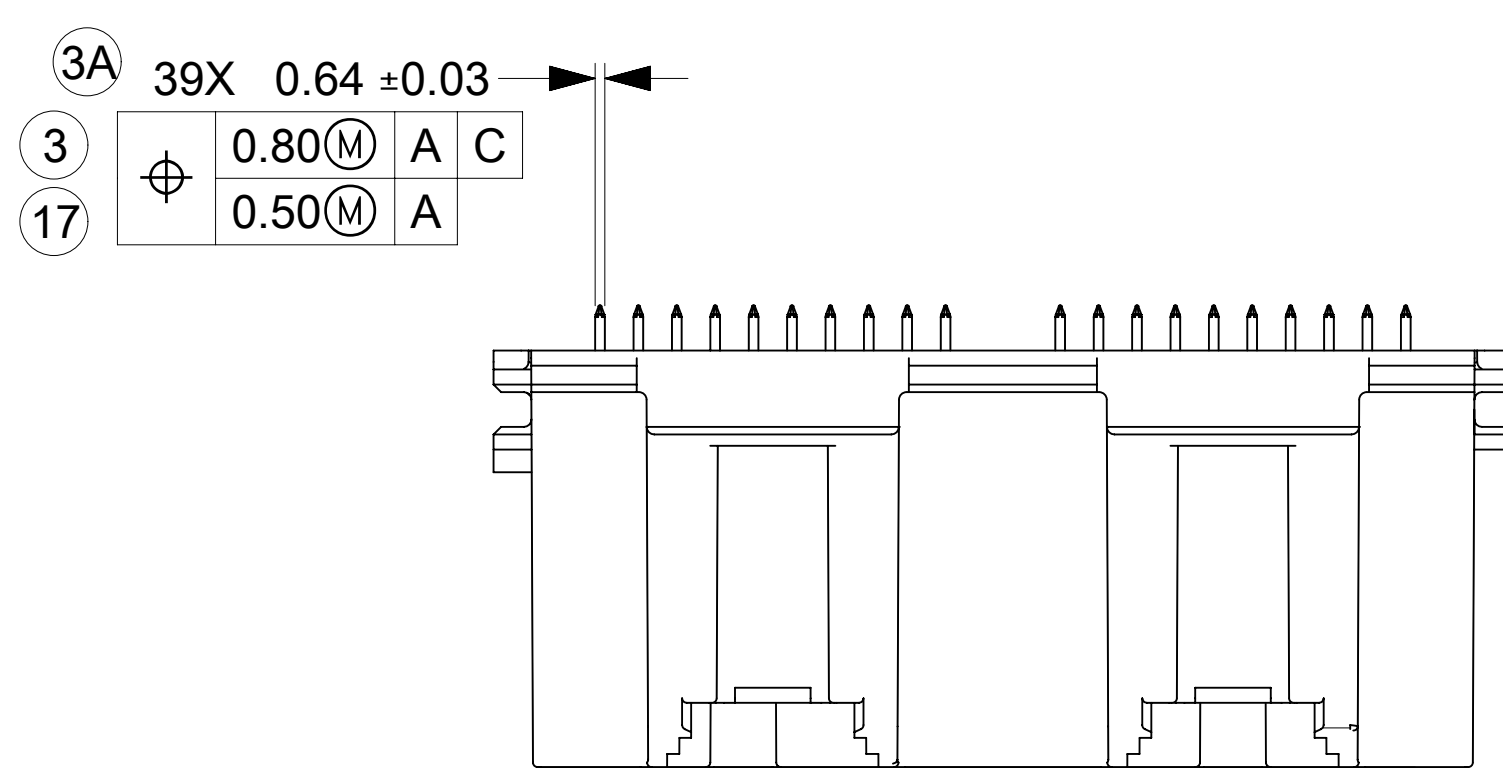


VIEW REPRESENTS
31359-2001

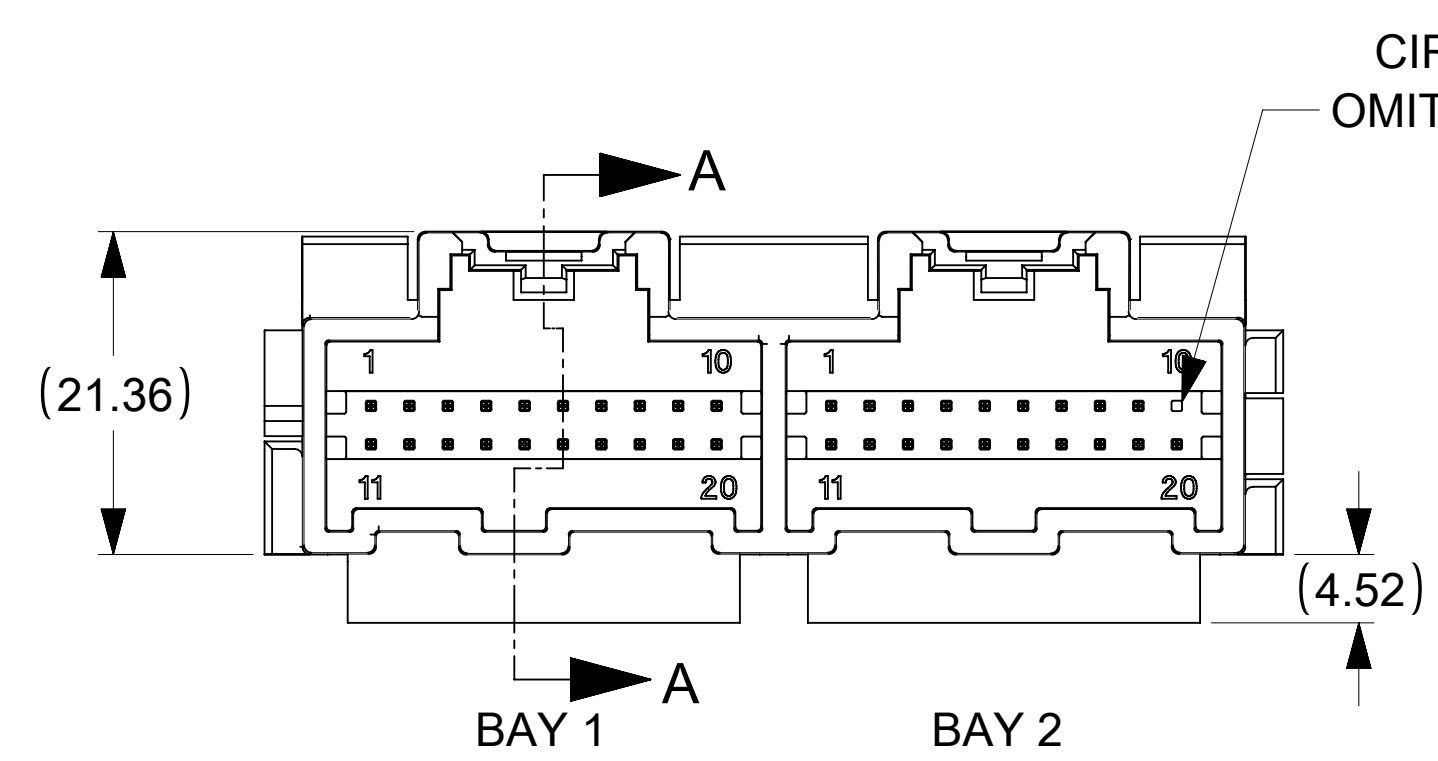


VIEW REPRESENTS
31359-2003

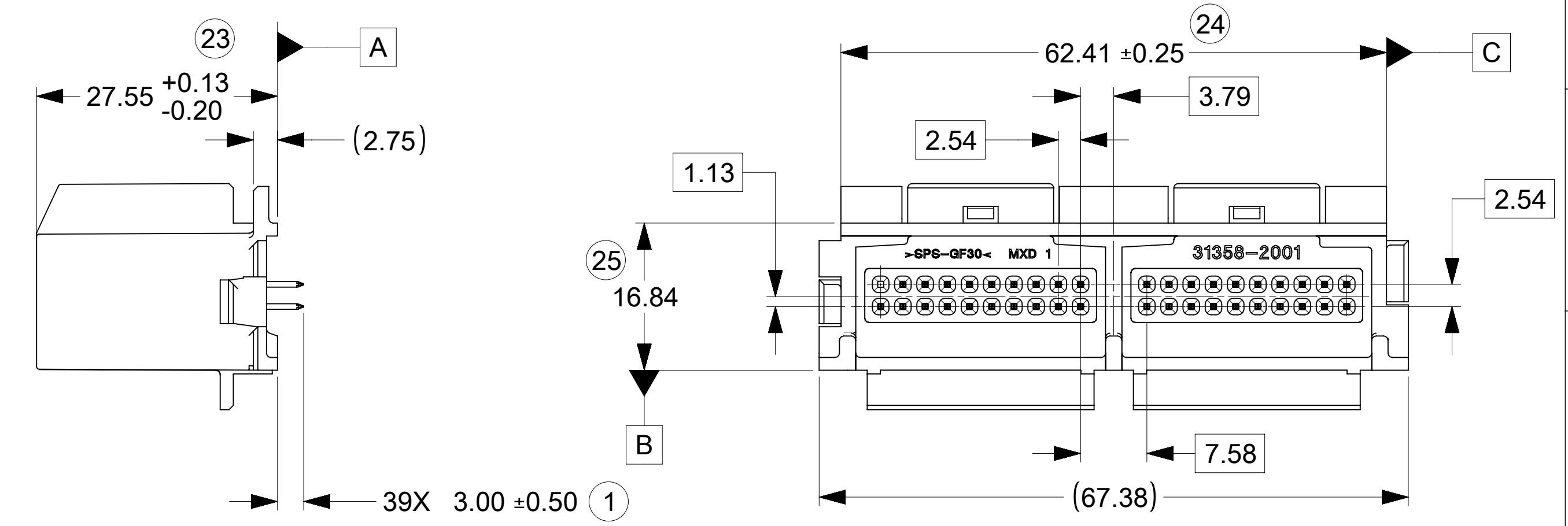
- NOTES:
1. MATERIALS: HOUSING - SPS, 30% GLASS FILLED, COLOR BLACK, MAX REGRIND 20%
TERMINALS - C26000 BRASS, H03 TEMPER
 2. DRAWING TO BE INTERPRETED ACCORDING TO ANSI Y14.5M-1994.
 3. MATES WITH CONNECTOR ASSEMBLIES FROM FOLLOWING DRAWING:
20 WAY: SD-31408-900.
 4. PLATING: 0.64MM PINS - 1.50 TO 2.50 MICROMETERS TIN
OVERALL OVER 1.25 TO 2.25 MICROMETERS NICKEL OVERALL.
 5. TRACEABILITY MARK TO BE IN AREA SHOWN. MARK IS CODED AS FOLLOWS:
- 1ST THRU 4TH DIGITS = ASSY, P/N SUFFIX (EXAMPLE: 31359-2001 = "2001")
- 5TH THRU 7TH DIGITS = JULIAN DATE (EXAMPLE: FEB 3RD = '034')
- 8TH DIGIT = CALANDER YEAR MANUFACTURED (EXAMPLE: 2004 = '4')
- 9TH THRU 10TH DIGITS: HOUR OF THE DAY
TEXT HEIGHT SHALL BE 1.5 MINIMUM AND LEGIBLE.
 6. PACKAGING: SEE CHART
 7. PIN DIMENSIONS INCLUDE PLATING.
 8. PART MUST BE FREE FROM LUBRICANTS, SOLVENTS, AND OTHER IMPURITIES
THAT MAY OCCUR DURING PROCESSING.
 9. NO SILICONE RELEASE COMPOUND SHALL BE USED DURING PROCESSING OF THIS PART.
 10. PART SHALL BE FREE OF FLASH, WARP, SINK, OCCLUSIONS, TOOL MARKS, OR OTHER
IMPERFECTIONS DETRIMENTAL TO FIT, FUNCTION, OR AESTHETICS.
 11. MOLDED PARTS MARKINGS SHALL BE 1.5MM MIN HEIGHT AND LEGIBLE.
 12. HOLD DOWN AND EJECTOR PIN MARKS SHALL BE FLUSH TO 0.2 BELOW PART SURFACE.
 13. PLASTIC IDENTIFICATION MARKS SHALL BE PER ISO11469.
 14. PRODUCT SPECIFICATION: PS-31359-001.



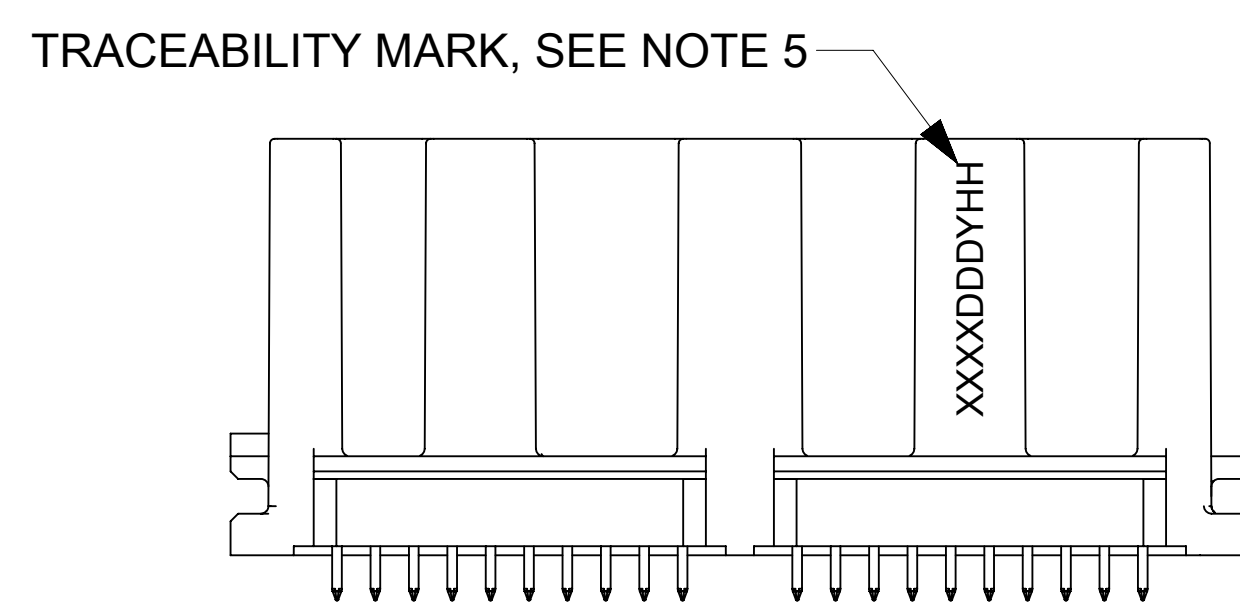
SECTION A-A



PART# 31359-2001 SHOWN
SEE CHART FOR DETAILS



PART OPTIONS									
MOLEX ASSEMBLY PART NO.	HEADER HOUSING PART NO.	PIN PART NO.	BAY CONFIGURATION						PACKAGING SPECIFICATION (DESCRIPTION)
			BAY 1			BAY 2			
			PINS	KEY	OMIT	PINS	KEY	OMIT	
31359-2001	31358-2001	31360-0205	20	A	-	19	B	10	PK-31300-332 (TUBE)
31359-2003	31358-2001	31360-0205	20	A	-	0	B	ALL	PK-31300-332 (TUBE)



THIS DRAWING CONTAINS INFORMATION THAT IS PROPRIETARY TO MOLEX ELECTRONIC TECHNOLOGIES, LLC AND SHOULD NOT BE USED WITHOUT WRITTEN PERMISSION

DIMENSION UNITS mm	SCALE 2:1	CURRENT REV DESC: OBSOLETE PART NUMBER	
GENERAL TOLERANCES (UNLESS SPECIFIED)		EC NO: 655037	
	MM	INCH	2021/01/05
4 PLACES	±	±	DRWN: VLOKESHA
3 PLACES	±	±	2021/03/16
2 PLACES	± 0.13	±	CHK'D: GGA
1 PLACE	± 0.25	±	2021/03/16
0 PLACES	±	±	APPR: GGA
ANGULAR TOL	± 1.0°		INITIAL REVISION:
DRAFT WHERE APPLICABLE MUST REMAIN WITHIN DIMENSIONS		THIRD ANGLE PROJECTION	DRWN: MDANIELS
			2003/11/10
			2003/11/11
		DRAWING	APPR: BBWILSON
		D-SIZE	SERIES
		31359	MATERIAL NUMBER
		SEE CHART	CUSTOMER
		GENERAL MARKET	SHEET NUMBER
		1 OF 1	

molex

20X20 VERTICAL HEADER ASSEMBLY

PRODUCT CUSTOMER DRAWING

DOCUMENT NUMBER: **SD-31359-200** DOC TYPE: PSD DOC PART: 001 REVISION: **G1**

DOCUMENT STATUS: P1 RELEASE DATE: 2021/03/16 13:03:11