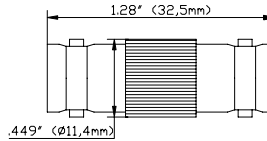


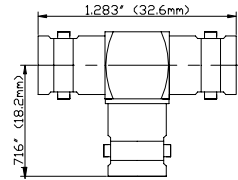
**Models 6737, 6738, 6739, 6740 - 75 Ω BNC Adapters  
BNC (F/F), BNC (F/F/F)-T, BNC (F/M/F)-T, BNC (M/M)**



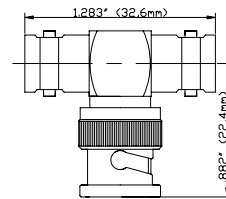
Model 6737 BNC (F/F)



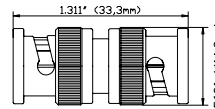
Model 6738 BNC (F/F/F)



Model 6739 BNC (F/M/F)



Model 6740 BNC (M/M)



**Incorporate Pomona 75 Ω BNC adapters in your broadcast application designs**

**Features**

All connectors and adapters designed to 75 Ω for broadcast applications. Precision machined. PTFE.

**Materials**

- Precision machined brass with tarnish resistant nickel plating
- Male center pin contacts are gold plated brass (20 micro inches). Female center contacts are gold plated heat treated beryllium copper.
- Insulation material is high density PTFE (**not delrin**).

**Specifications**

Nominal impedance	75 Ω
Frequency	0-3 GHz
VSWR	1.10 max. 0-1 GHz 1.35 max. 1-3 GHz
Center contact resistance	1.5 mΩ
Insulation resistance	5000 MΩ
Number of insertions	500
Ratings: Voltage: 500 Vrms Operating temperature: -85° F to +131 °F (-65 °C to +155 °C) Max.	

**USA:** Sales: 800-490-2361 Technical Support: 800-241-2060 Fax: 888-403-3360

**Europe:** 31-(0) 40 2675 150 **International:** 425-446-5500

**e-mail:** [technicalsupport@pomonatest.com](mailto:technicalsupport@pomonatest.com)

**Where to Buy:** [www.pomonaelectronics.com](http://www.pomonaelectronics.com)

All dimensions are in inches. Tolerances (except noted): .xx = ±.02" (.51 mm), .xxx = ±.005" (.127 mm). All specifications are to the latest revisions. Specifications are subject to change without notice. Registered trademarks are the property of their respective companies.