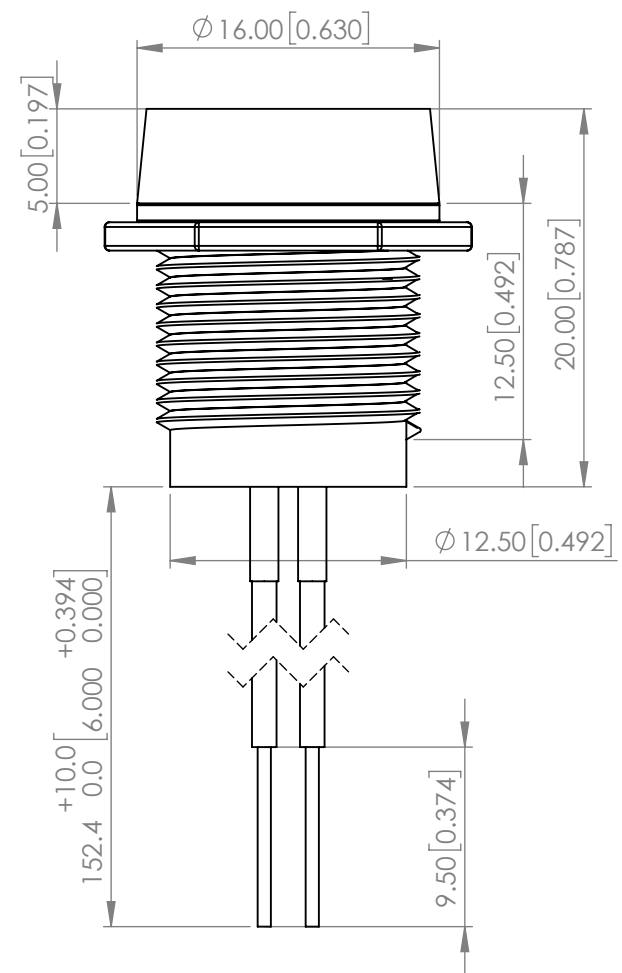
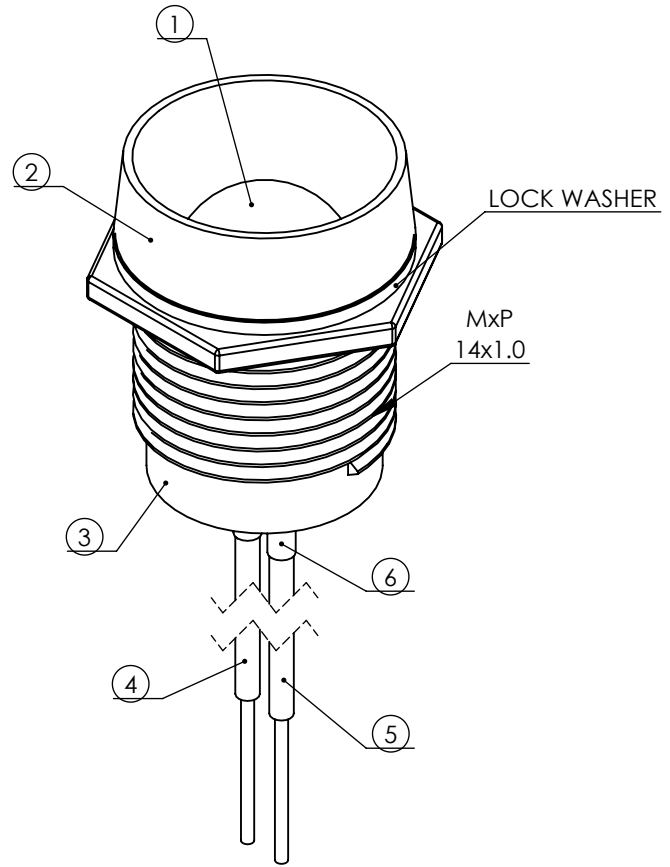
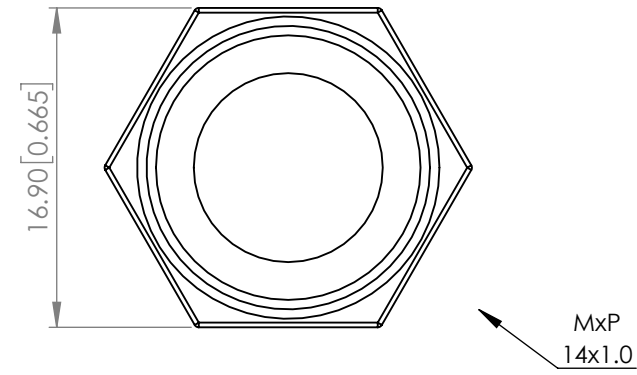
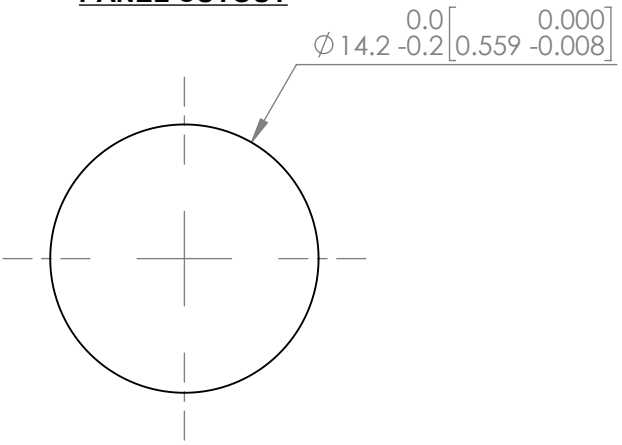


PART NUMBER		SSI-LXR4915SYD-150	REV	D
REV	E.C.N. NUMBER AND REVISION COMMENTS		DATE	
A	E.C.N.#10857		04.25.02	
B	E.C.N.#10907		09.17.02	
C	E.C.N.#10919		10.22.02	
D	ECN-Lumex202300006		01.12.23	



PANEL CUTOUT



ELECTRO-OPTICAL CHARACTERISTIC TA=25°C

PARAMETER	MIN	TYP	MAX	UNITS	TEST COND
PEAK WAELENGHT	-	590	-	nm	If=20mA
FORWARD VOLTAGE	-	2.0	2.5	Vf	If=20mA
REVERSE CURRENT	-	-	10	uA	VR=5V
LUMINOUS INTENSITY	-	500	-	mcd	If=20mA
VIEWING ANGLE	-	30	-	2x theta1/2	-
EMITTED COLOR	YELLOW				
EPOXY LENS FINISH	YELLOW DIFFUSED				

ABSOLUTE MAXIMUM RATINGS TA=25°C

PARAMETER	MAX	UNITS
PEAK FORWARD CURRENT*	150	mA
FORWARD CURRENT	30	mA
REVERSE VOLTAGE	5	V
POWER DISSIPATION	75	mW
STORAGE TEMPERATURE	-40 TO +85	°C
OPERATING TEMPERATURE	-40 TO +85	°C

*1/10 DUTY CYCLE, 0.1ms PULSE WIDTH

NOTES

1. SSL-LX100133SYD, YELLOW LED UNCUT LEADS.
2. SSI-LXR4915, CHROME HOUSING.
3. NEOPRENE RUBBER BUSHING.
4. ANODE LEAD : LXP-WST24RDTOC, 24AWG STRANDED, RED INSULATION, CUT 142mm LONG, STRIP 3mm & 9.5mm.
5. CATHODE LEAD : LXP-WST24BLTOC, 24AWG STRANDED, BLACK INSULATION, CUT 142mm LONG, STRIP 3mm & 9.5mm.
6. LXP-HEATSHRINK-2 : 1/16"x37mm (2 pcs)
7. LED IS SECURED INSIDE HOLDER WITH UV GLUE. THEN, INSERT BUSHING.

STATIC DEVICE FOLLOW PROPER E.S.D. HANDLING PROCEDURES WHEN WORKING WITH THIS PART

*UNLESS OTHERWISE SPECIFIED TOLERANCES PER DECIMAL PRECISION ARE: X=±1 (±0.039), X.X=±0.5 (±0.020), X.XX=±0.25 (±0.010), X.XXX=±0.127 (±0.005). LEAD SIZE=±0.05 (±0.002), LEAD LENGTH=±0.75 (±0.030). MIN.=^{+DECIMAL PRECISION}/_{-0.00} MAX.=^{+0.00}/_{-DECIMAL PRECISION}