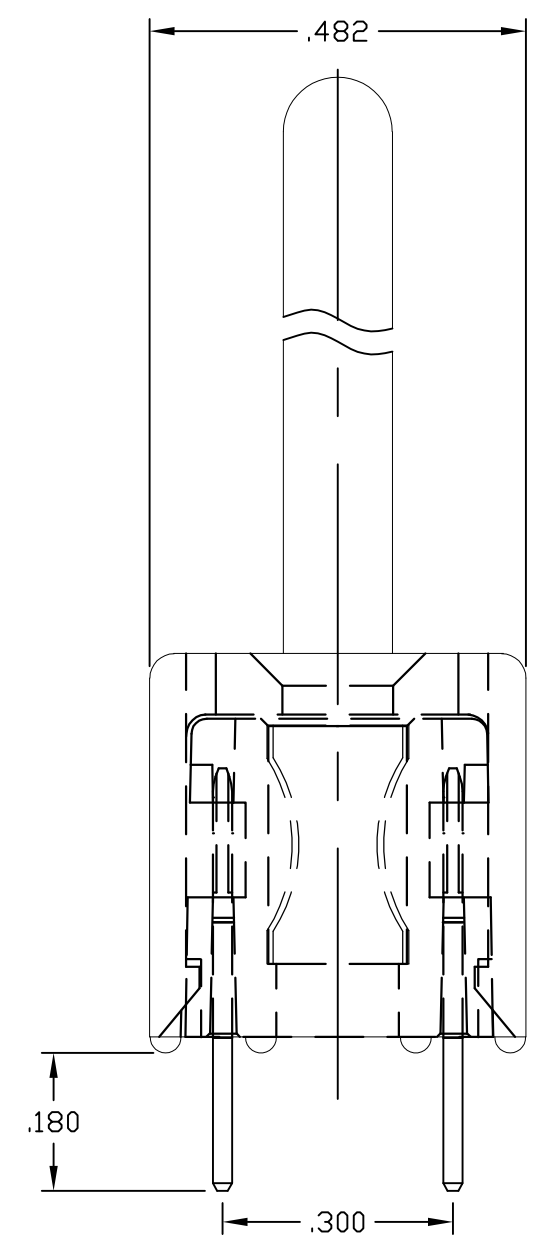
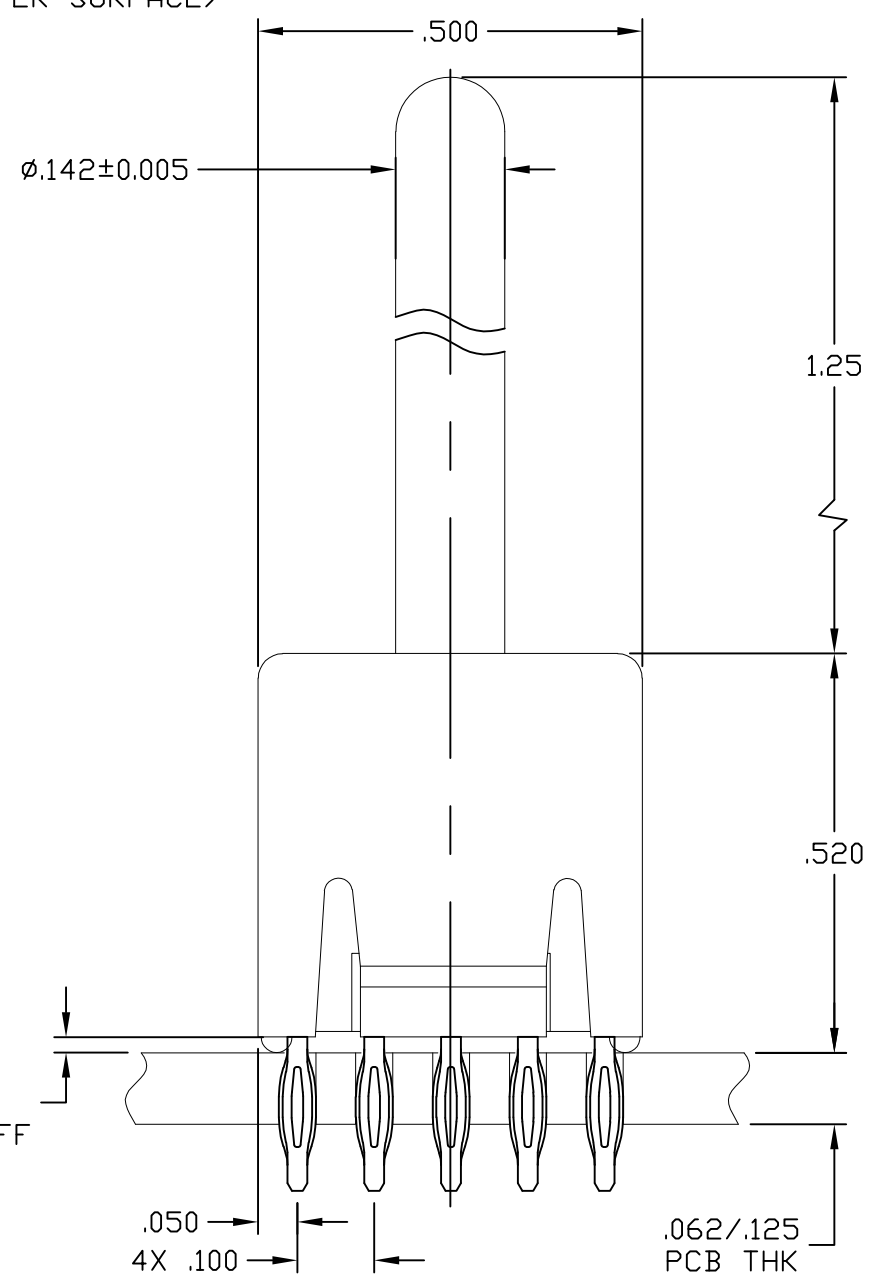
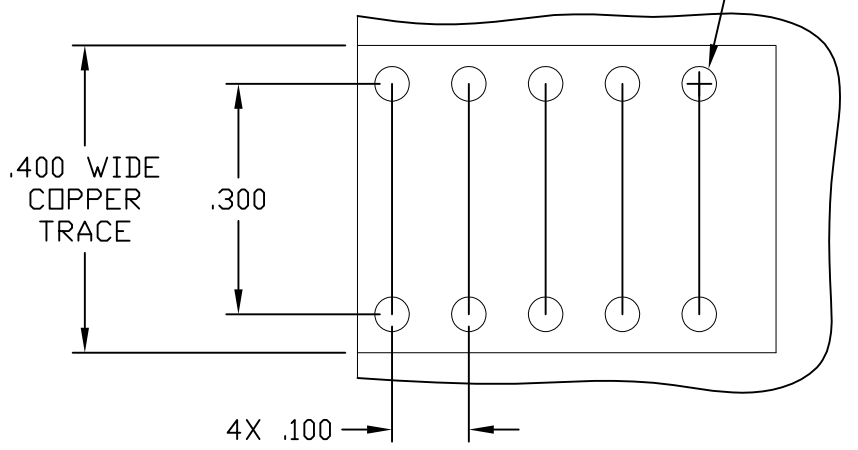


THIS DRAWING IS UNPUBLISHED. RELEASED FOR PUBLICATION
 © COPYRIGHT - By - ALL RIGHTS RESERVED.

LOC	DIST	REVISIONS					
GP	00	P	LTR	DESCRIPTION	DATE	DWN	APVD
		D		REV PER ECO-11-007678	11JUL2011	RG	DO

RECOMMENDED PRINTED CIRCUIT HOLE
 COMPLIANT PRESS FIT
 DRILLED HOLE: $\phi.0453 \pm .0005$
 COPPER PLATE: .0010 - .0020 (PER SURFACE)
 TIN PLATE: .00002 MINIMUM (PER SURFACE)
 10X



- PART NUMBER CHANGES AND OR DESIGN CHANGES AFFECTING ITEM INTERCHANGEABILITY REQUIRE PRIOR TYCO ELECTRONICS APPROVAL AND AUTHORIZATION BY REVISION TO THIS DRAWING.
- ITEMS PROVIDED TO THIS SPECIFICATION SHALL BE IDENTIFIED ON THE CONTAINER WITH THE FOLLOWING INFORMATION:
PART NUMBER & DATE CODE OF MANUFACTURE.
- MATERIALS:
 HOUSING: THERMOPLASTIC, GLASS REINFORCED, COLOR-BLACK UL94V-0 FLAMMABILITY RATED
 CROWN: COPPER ALLOY
 INSERT: ZINC ALLOY, CASTING
 CONTACT: BRASS ALLOY
 COMPLIANT TAIL: PHOSPHOR BRONZE ALLOY
- FINISHES:
 CROWN: GOLD PLATED, .000030 MIN THICK OVER NICKEL PLATED, .000040 MIN THICK.
 INSERT: SILVER PLATED, .000200 MIN THICK, OVER NICKEL PLATED, .000040 MIN THICK.
 COMPLIANT TAIL: SILVER PLATED, .000200 MIN THICK, OVER NICKEL PLATED, .000040 MIN THICK.
 CONTACT: SILVER PLATED, .000200 MIN THICK, OVER NICKEL PLATED, .000040 MIN THICK.
- FOR APPLICATIONS UTILIZING AN IMMERSION SILVER PLATED PCB. CONSULT TE ELECTRONICS ENGINEERING.

6766439-1	AS SHOWN
PART NUMBER	DESCRIPTION

THIS DRAWING IS A CONTROLLED DOCUMENT.		DWN	R.GRZYBOWSKI	27NOV2007	TE Connectivity NAME ICCON, PIN, SIZE 8, PERPENDICULAR COMPLIANT TAIL, 10 PIN FOOT PRINT NON LOCKING STYLE, 1.250 PIN EXT.											
DIMENSIONS: INCHES		CHK	D.ORRIS	27NOV07												
TOLERANCES UNLESS OTHERWISE SPECIFIED:		APVD	S.FLICKINGER	27NOV07												
<table border="1"> <tr><td>0 PLC</td><td>± -</td></tr> <tr><td>1 PLC</td><td>± -</td></tr> <tr><td>2 PLC</td><td>± .02</td></tr> <tr><td>3 PLC</td><td>± .010</td></tr> <tr><td>4 PLC</td><td>± -</td></tr> <tr><td>ANGLES</td><td>± 3</td></tr> </table>		0 PLC	± -	1 PLC		± -	2 PLC	± .02	3 PLC	± .010	4 PLC	± -	ANGLES	± 3	PRODUCT SPEC	-
0 PLC	± -															
1 PLC	± -															
2 PLC	± .02															
3 PLC	± .010															
4 PLC	± -															
ANGLES	± 3															
MATERIAL		APPLICATION SPEC	-		SIZE	A3										
-		WEIGHT	-		CAGE CODE	00779										
-		CUSTOMER DRAWING			DRAWING NO	C-6766439										
-		-			RESTRICTED TO	-										
-		-			SCALE	4:1										
-		-			SHEET	1 OF 1										
-		-			REV	D										