

Features

- Low Insertion Loss
- Low Ripple
- Excellent Rejection and Isolation

Description

Surface mount, silver (Ag) coated ceramic duplexer. Developed for use in 800 MHz Infrastructure Applications.

Weight: 12.5 grams typical

Material: Filter is composed of a ceramic block plated with Ag and a shield made of Sn plated steel.

Filter complies with RoHS standards.



Electrical Specifications

Parameter	Frequency MHz	Typical @ 25°C	Specification @ 25°C	Spec over -40°C to +85°C
Low Band Response				
Passband Iloss	806 - 821	-1.60	-2.30	-2.50
Passband Ripple	806 - 821	0.50	0.90	1.00
Passband Return Loss @ Ant	806 - 821	-15.60	-14.00	-14.00
Passband Return Loss @ Port 2	806 - 821	-15.60	-14.00	-14.00
Attenuation	733.5	-63.00	-50.00	-50.00
	851 - 866	-52.80	-50.00	-50.00
	1207.5	-60.00	-50.00	-50.00
	1612 - 1642	-38.00	-30.00	-30.00
High Band Response				
Passband Iloss	851 - 866	-1.70	-2.30	-2.50
Passband Ripple	851 - 866	0.30	0.90	1.00
Passband Return Loss @ Ant	851 - 866	-15.80	-14.00	-14.00
Passband Return Loss @ Port 3	851 - 866	-15.80	-14.00	-14.00
Attenuation	733.5	-49.00	-45.00	-45.00
	806 - 821	-55.50	-50.00	-50.00
	1207.5	-60.00	-50.00	-50.00
	1702 - 1732	-34.00	-30.00	-30.00
Power into any port		3 Watt max		

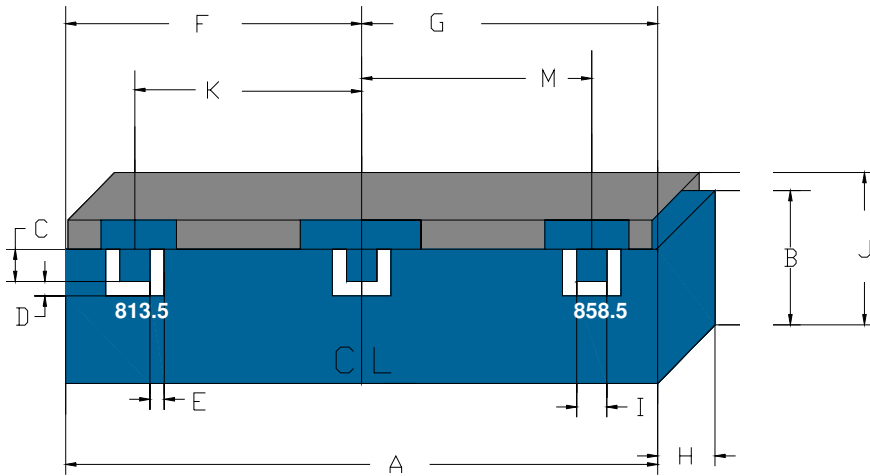
Note: Supplier shall test each filter to the critical electrical specifications of the above table. Any subsequent audits may deviate from in value due to measurement repeatability among different test systems. Such deviations shall not exceed the following limits:

Specification Allowance	
Insertion Loss	0.1 dB
Return Loss	1.0 dB
Stopbands	1.0 dB

*This product is covered by one or more of the following U.S. and foreign patents including: US 4,692,726;US 4,742,562; US 4,800,348;US 4,829,274;US 5,146,193;EP 0573597;DE 0573597;FR 0573597;JP 508149/92;KR 142171;US 5,162,760;US 5,218,329;US 5,250,916;US 5,327,109;US 5,488,335;CA 2114029;FR 9306297;GB 2273393;JP 3205337;KR 115113;CN 93106228.4;US 5,512,866;EP 0706719;DE 0706719;FR 0706719;GB 0706719;CN 95190359.4;US 5,602,518;US 5,721,520;US 5,745,018;EP 0910875;DE 0910875;DK 0910875;FR 0910875;GB 0910875;IE 0910875;JP 505182/98;KR 10-323013;US 5,994,978;US 6,462,629;CN 00810420.4;US 6,559,735;US 6,650,202;US 6,834,429. Other US and foreign patents pending.

Mechanical Drawing

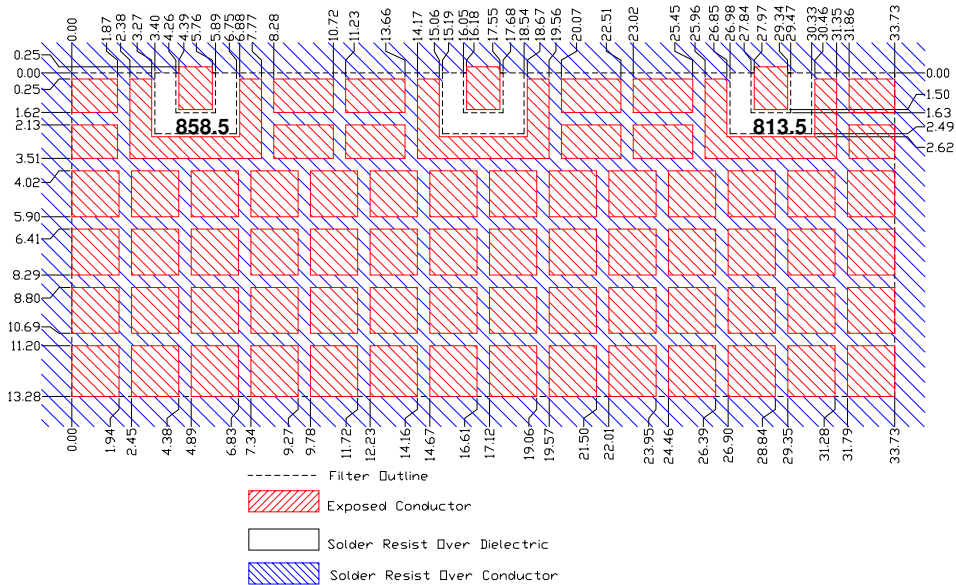
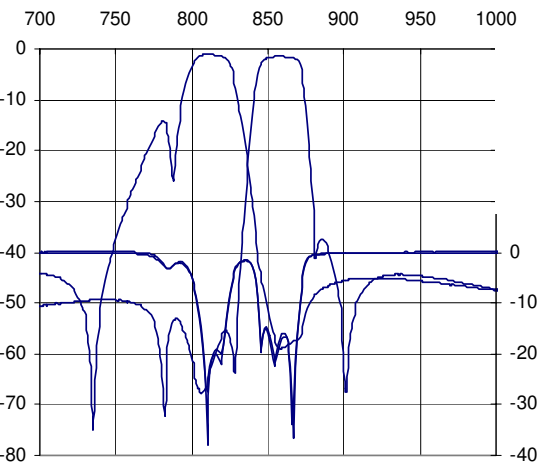
Revision B – Origin Date: February 3, 2010 – Revision Date: July 11, 2011



Dimension	Nominal (mm)	Tolerance (mm) +/-
A	33.73	0.27
B	13.28	max
C	1.63	0.13
D	0.86	0.13
E	0.86	0.13
F	16.87	0.13
G	16.87	0.13
H	6.56	max
I	1.63	0.13
J	14.00	max
K	11.79	0.13
M	11.79	0.13

Electrical Response

PCB Layout



Packaging and Marking

DIMENSION	UNITS	SPECIFICATION
REEL DIAMETER	mm	330
REEL WEIGHT	kg	4
REEL QUANTITY	ea.	250

