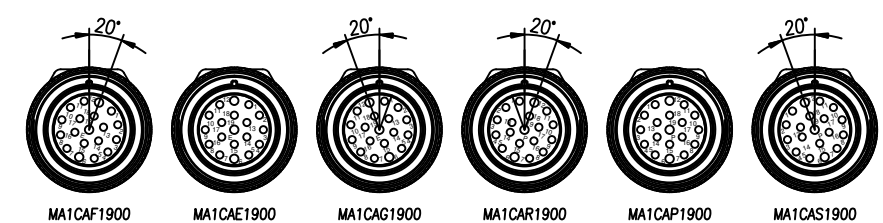
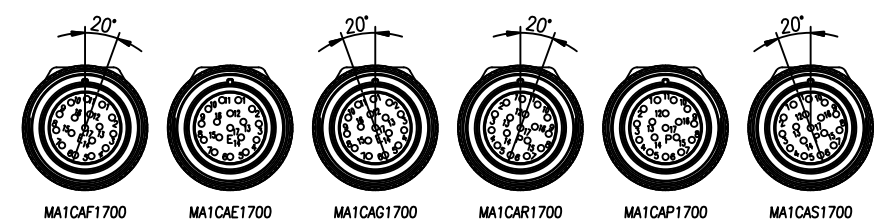
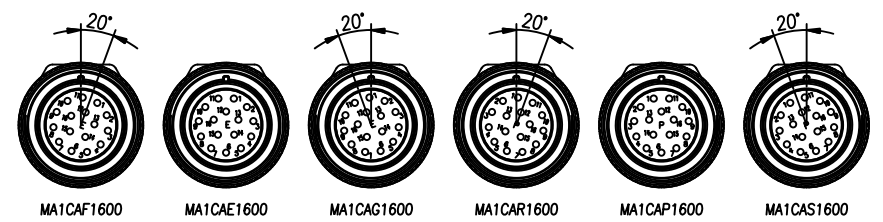
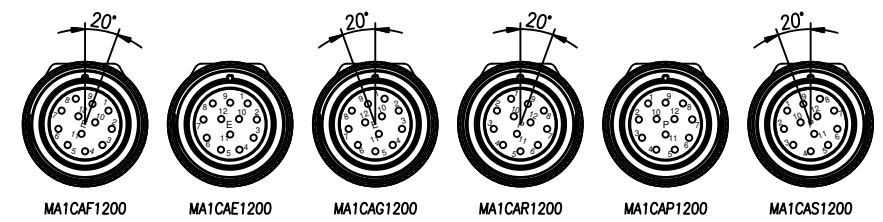
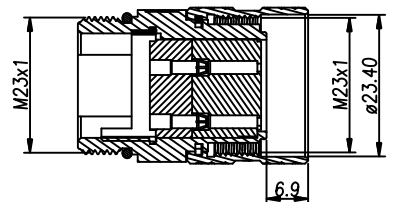
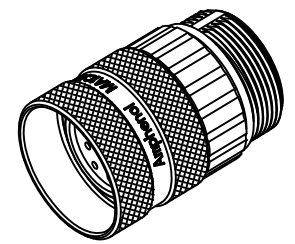
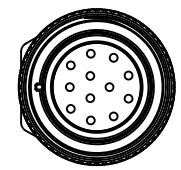
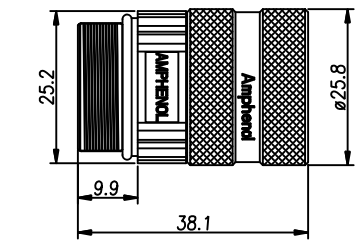


REVISIONS					
REV	ECO	DESCRIPTION	DATE	BY	APPR
B1	-	RELEASE NEW DWG FORMAT	Feb.06,2014	Tod	Tommy
B2	-	UPDATE THE DURABILITY	Jun.27,2015	Drack	Tommy
B3	-	UPDATED	04DEC15	MRF	Tommy
B4	-	UPDATED LOGO	20APR16	MRF	Tommy



REV	ECO	DESCRIPTION	DATE	BY	APPR
-		MA1CAS1900	M23, PLUG, ST, 19POS, P TYPE, KEYED "S"		27
-		MA1CAR1900	M23, PLUG, ST, 19POS, P TYPE, KEYED "R"		26
-		MA1CAP1900	M23, PLUG, ST, 19POS, P TYPE		25
-		MA1CAG1900	M23, PLUG, ST, 19POS, E TYPE, KEYED "G"		24
-		MA1CAF1900	M23, PLUG, ST, 19POS, E TYPE, KEYED "F"		23
-		MA1CAE1900	M23, PLUG, ST, 19POS, E TYPE		22
-		MA1CAS1700	M23, PLUG, ST, 17POS, P TYPE, KEYED "S"		20
-		MA1CAR1700	M23, PLUG, ST, 17POS, P TYPE, KEYED "R"		19
-		MA1CAP1700	M23, PLUG, ST, 17POS, P TYPE		18
-		MA1CAG1700	M23, PLUG, ST, 17POS, E TYPE, KEYED "G"		17
-		MA1CAF1700	M23, PLUG, ST, 17POS, E TYPE, KEYED "F"		16
-		MA1CAE1700	M23, PLUG, ST, 17POS, E TYPE		15
-		MA1CAS1600	M23, PLUG, ST, 16POS, P TYPE, KEYED "S"		13
-		MA1CAR1600	M23, PLUG, ST, 16POS, P TYPE, KEYED "R"		12
-		MA1CAP1600	M23, PLUG, ST, 16POS, P TYPE		11
-		MA1CAG1600	M23, PLUG, ST, 16POS, E TYPE, KEYED "G"		10
-		MA1CAF1600	M23, PLUG, ST, 16POS, E TYPE, KEYED "F"		9
-		MA1CAE1600	M23, PLUG, ST, 16POS, E TYPE		8
-		MA1CAS1200	M23, PLUG, ST, 12POS, P TYPE, KEYED "S"		6
-		MA1CAR1200	M23, PLUG, ST, 12POS, P TYPE, KEYED "R"		5
-		MA1CAP1200	M23, PLUG, ST, 12POS, P TYPE		4
-		MA1CAG1200	M23, PLUG, ST, 12POS, E TYPE, KEYED "G"		3
-		MA1CAF1200	M23, PLUG, ST, 12POS, E TYPE, KEYED "F"		2
-		MA1CAE1200	M23, PLUG, ST, 12POS, E TYPE		1

QUANTITY	PART NUMBER	DESCRIPTION	ITEM
----------	-------------	-------------	------

**MATERIALS LIST**

UNLESS OTHERWISE SPECIFIED  
 1) All dimensions are in metric (mm).  
 2) Tolerances are as follows:  
 1 PL DEC ±0.30  
 2 PL DEC ±0.15  
 3 PL DEC ±0.08  
 Fractions ±1/64  
 Angles ±1°

3) Note reference =

SIGNATURES: DRAWN: Drack, DATE: Jun.27,2015  
 CHECKED: ENGINEER: APPROVAL: CUSTOMER:

MATERIAL SPECIFICATIONS: PROCESS SPECIFICATIONS: NEXT ASSY:

**Amphenol**  
 Sine Systems - www.amphenol-sine.com  
 44724 Morley Drive  
 Clinton Township, MI 48036

M23, PLUG, STRAIGHT, THREADED

THIS DRAWING IS SUPPLIED FOR INFORMATION ONLY. DESIGN FEATURES, SPECIFICATIONS AND PERFORMANCE DATA SHOWN HEREON ARE THE PROPERTY OF THE AMPHENOL CORPORATION. NO RIGHTS OF REPRODUCTION ARE IMPLIED. ALL DIMENSIONS ARE SUBJECT TO NORMAL MANUFACTURING VARIATIONS.

SIZE: B C- DWG NO: MA1CAxxx00 REVISION: B4  
 SCALE: NONE C-MA1CAxxx00 SHEET 1 OF 1

- NOTES: UNLESS OTHERWISE SPECIFIED
- MATERIAL:  
 INSULATION INSERT: PA66,UL94 V0  
 SEAL: VITON  
 HOUSING BODY: ZINC DIE CAST, NICKEL PLATED  
 COUPLING NUT: COPPER ALLOY, NICKEL PLATED
  - SPECIFICATIONS:  
 2.1 CURRENT RATING: 10 AMPS - 12 POSITION  
 9 AMPS - 16 POSITION  
 9 AMPS - 17 POSITION  
 7 AMPS - 19 POSITION  
 2.2 VOLTAGE RATING: 160V AC/DC - 12 POSITION  
 125V AC/DC - 16 POSITION  
 125V AC/DC - 17 POSITION  
 63V AC/DC - 19 POSITION  
 2.3 OPERATING TEMPERATURE: -20°C TO +130°C  
 2.4 DIELECTRIC WITHSTANDING VOLTAGE: LESS THAN 2 MILLIAMPS CURRENT LEAKAGE @ 2500 VOLTS AC.  
 2.5 DEGREE OF PROTECTION: IP67 ( MATED CONDITION )  
 2.6 DEGREE OF POLLUTION: 3 PER UL840  
 2.7 OVERVOLTAGE CATEGORY: III PER UL840  
 2.8 MATING CYCLE DURABILITY: >500 CYCLES  
 2.9 RoHS COMPLIANT
  - ALL DIMENSIONS ARE FOR REFERENCE USE ONLY.

TITLE: M23, PLUG, STRAIGHT, THREADED  
 DWG NO: MA1CAxxx00  
 REV: B4  
 SH: 1  
 OF: 1