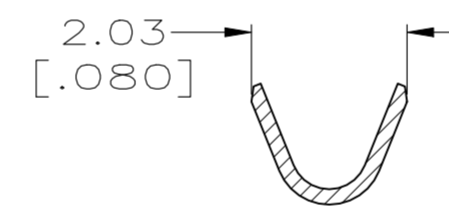
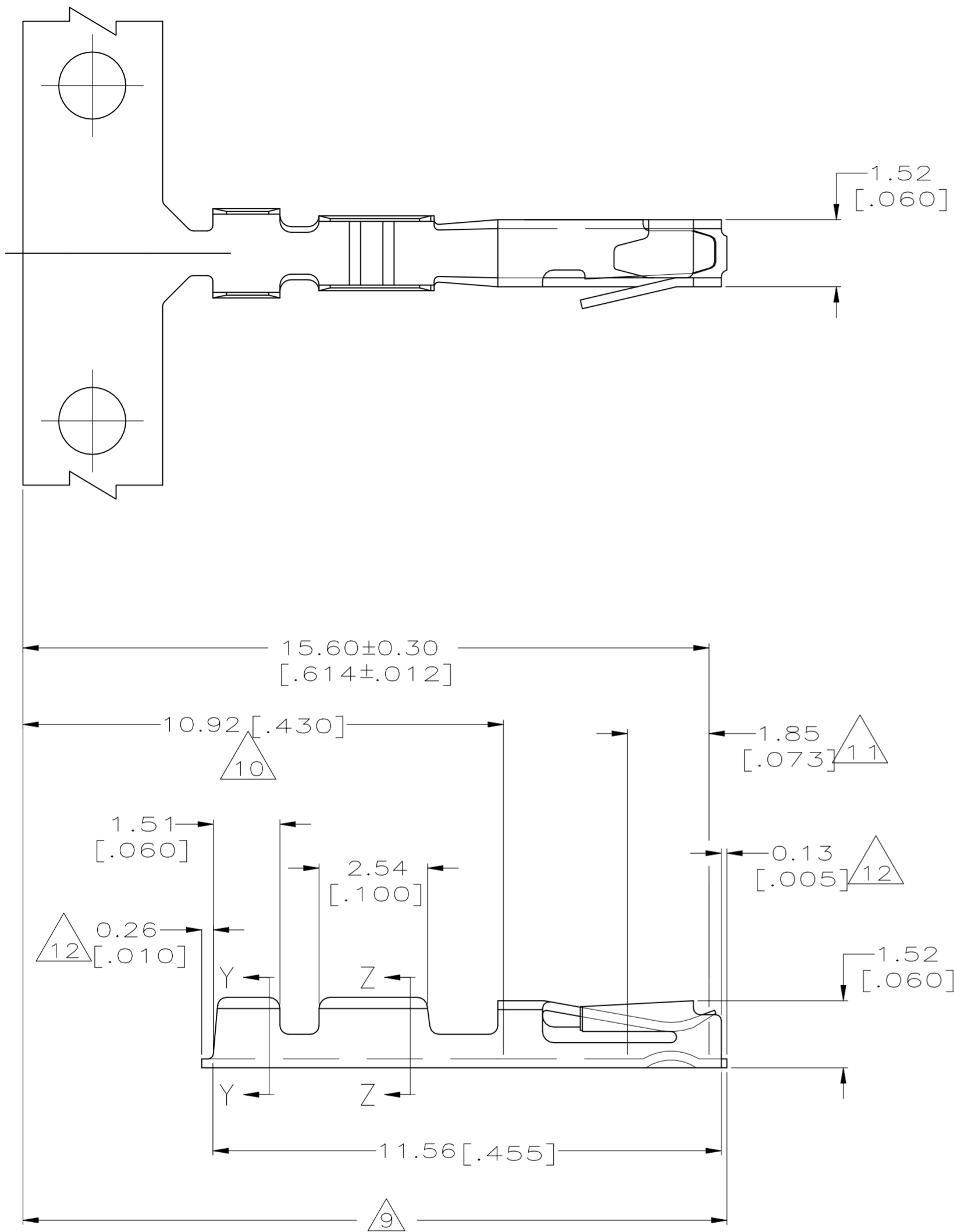
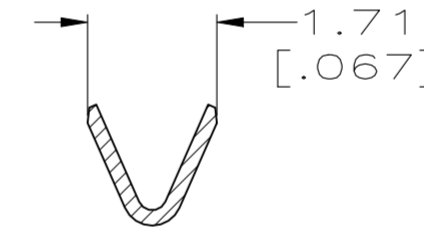


REVISIONS					
P	LTR	DESCRIPTION	DATE	DWN	APVD
F2		REVISED PER ECN-22-190129	14DEC2022	AB	SZ
F1		REV PER ECO-09-021510	12SEP09	KK	AEG

1. WIRE RANGE 22-26 AWG.
2. INSULATION RANGE 0.91-1.37 [.036-.054] DIA.
3. 0.00254 [.000100] MIN TIN-LEAD OVER 0.000762 [.000030] MIN NICKEL.
4. PREPLATED 0.00127 [.000050] MIN TIN-LEAD IN ZONES I & II, 0.000762 [.000030] MIN GOLD OVER 0.000762 [.000030] MIN NICKEL INLAY IN ZONE III.
5. PREPLATED 0.00127 [.000050] MIN TIN-LEAD IN ZONES I & II, 0.00127 [.000050] MIN GOLD OVER 0.000762 [.000030] MIN NICKEL INLAY IN ZONE III.
6. PREPLATED 0.00127 [.000050] MIN TIN-LEAD IN ZONES I & II, 0.000381 [.000015] MIN GOLD OVER 0.000762 [.000030] MIN NICKEL INLAY IN ZONE III.
7. PHOSPHOR BRONZE.
8. OBSOLETE.
9. ZONE I (OUTSIDE SURFACES).
10. ZONE II (INSIDE SURFACES).
11. ZONE III (INSIDE SURFACES).
12. MAXIMUM CUTOFF.
13. PREPLATED 0.00127 [.000050] MIN TIN IN ZONES I & II, 0.00127 [.000050] MIN GOLD OVER 0.000762 [.000030] MIN NICKEL INLAY IN ZONE III.
14. OBSOLETE PARTS



SECTION Y-Y



SECTION Z-Z

13	9-531224-1	9-531224-0
5	531224-9	8 531224-8
4	531224-7	531224-6 14
6	531224-5	8 531224-4
3	531224-3	8 531224-2
FINISH	LOOSE PIECE PART NO	STRIP PART NO

THIS DRAWING IS A CONTROLLED DOCUMENT.		DWN B. HAYMAKER 25JAN99		
DIMENSIONS: mm		CHK S. BOLASH 25JAN99		
TOLERANCES UNLESS OTHERWISE SPECIFIED:		APVD S. BOLASH 25JAN99	NAME CONTACT, RECEPTACLE, HIGH PRESSURE, MINI-TANDEM SPRING	
0 PLC ± -		PRODUCT SPEC 108-25031	SIZE A2	CAGE CODE 00779
1 PLC ± -		APPLICATION SPEC 114-25021	DRAWING NO C=531224	RESTRICTED TO -
2 PLC ± -		WEIGHT 0.000000	SCALE 4:1	SHEET 1 OF 1
3 PLC ± 0.13[.005]		CUSTOMER DRAWING	REV F2	
4 PLC ± -				
ANGLES ± 1°				
FINISH 7				