



Position switch Metal enclosure 56 mm wide Device connection 3x (M20x 1.5) 1 NO/1 NC slow-action contacts Rounded plunger with overtravel made of stainless steel

<b>product brand name</b>	SIRIUS
<b>product designation</b>	Mechanical position switches
<b>product type designation</b>	3SE5
<b>manufacturer's article number</b>	
<ul style="list-style-type: none"> <li>• of the supplied basic switch</li> <li>• of the supplied actuator head for position switches</li> <li>• of the supplied switching contacts</li> <li>• of the supplied empty enclosure with cover</li> </ul>	<a href="#">3SE5122-0BA00</a> <a href="#">3SE5000-0AC02</a> <a href="#">3SE5000-0BA00</a> <a href="#">3SE5122-0AA00</a>
suitability for use safety switch	Yes
<b>General technical data</b>	
product function positive opening	Yes
insulation voltage rated value	400 V
<b>degree of pollution</b>	class 3
<b>surge voltage resistance rated value</b>	6 kV
<b>protection class IP</b>	IP66/IP67
<b>shock resistance</b>	
<ul style="list-style-type: none"> <li>• according to IEC 60068-2-27</li> </ul>	30g / 11 ms
vibration resistance according to IEC 60068-2-6	0.35 mm/5g
mechanical service life (switching cycles) typical	15 000 000
electrical endurance (switching cycles) at AC-15 at 230 V typical	100 000
<b>electrical endurance (switching cycles) with contactor 3RH11, 3RT1016, 3RT1017, 3RT1024, 3RT1025, 3RT1026 typical</b>	10 000 000
<b>Electrical operating cycles in one hour with contactor 3RH11, 3RT1016, 3RT1017, 3RT1024, 3RT1025, 3RT1026</b>	6 000
<b>thermal current</b>	10 A
<b>material of the enclosure of the switch head</b>	metal
<b>reference code according to IEC 81346-2</b>	B
<b>continuous current of the C characteristic MCB</b>	1 A; for a short-circuit current smaller than 400 A
<b>continuous current of the quick DIAZED fuse link</b>	10 A; for a short-circuit current smaller than 400 A
<b>continuous current of the DIAZED fuse link gG</b>	6 A
<b>active principle</b>	mechanical
<b>repeat accuracy</b>	0.05 mm
<b>Substance Prohibitance (Date)</b>	07/01/2006
<b>minimum actuating force in directions of actuation</b>	20 N
<b>length of the sensor</b>	85.7 mm
<b>width of the sensor</b>	56 mm
<b>design of the switching contact</b>	mechanical
<b>operating frequency rated value</b>	50 ... 60 Hz

number of NC contacts for auxiliary contacts	1
number of NO contacts for auxiliary contacts	1
<b>operational current at AC-15</b>	
• at 24 V rated value	6 A
• at 125 V rated value	6 A
• at 240 V rated value	6 A
• at 400 V rated value	4 A
<b>operational current at DC-13</b>	
• at 24 V rated value	3 A
• at 125 V rated value	0.55 A
• at 250 V rated value	0.27 A
• at 400 V rated value	0.12 A
design of the interface for safety-related communication	without
<b>Enclosure</b>	
design of the housing	block, wide
material of the enclosure	metal
coating of the enclosure	cathodic dip coating
design of the housing according to standard	No
<b>Drive Head</b>	
design of the actuating element	Rounded plunger, high-grade steel plunger
standard-compliant actuator head	EN 50041, design B
shape of the switch head	rounded
design of the switching function	positive opening
circuit principle	slow-action contacts
number of switching contacts safety-related	1
<b>Connections/ Terminals</b>	
type of electrical connection	screw-type terminals
type of connectable conductor cross-sections	
• solid	1x (0.5 ... 1.5 mm <sup>2</sup> ), 2x (0.5 ... 0.75 mm <sup>2</sup> )
• finely stranded with core end processing	1x (0.5 ... 1.5 mm <sup>2</sup> ), 2x (0.5 ... 0.75 mm <sup>2</sup> )
• at AWG cables solid	1x (20 ... 16), 2x (20 ... 18)
• at AWG cables stranded	1x (20 ... 16), 2x (20 ... 18)
cable entry type	3x (M20 x 1.5)
<b>Communication/ Protocol</b>	
design of the interface	without
<b>Ambient conditions</b>	
ambient temperature	
• during operation	-25 ... +85 °C
• during storage	-40 ... +90 °C
explosion protection category for dust	none
<b>Installation/ mounting/ dimensions</b>	
mounting position	any
fastening method	screw fixing
<b>Certificates/ approvals</b>	
General Product Approval	



[Confirmation](#)



Functional Safety/Safety of Machinery	Declaration of Conformity	Test Certificates	other
---------------------------------------	---------------------------	-------------------	-------

Further information

Information- and Downloadcenter (Catalogs, Brochures,...)

<https://www.siemens.com/ic10>

Industry Mall (Online ordering system)

<https://mall.industry.siemens.com/mall/en/en/Catalog/product?mlfb=3SE5122-0BC02>

Cax online generator

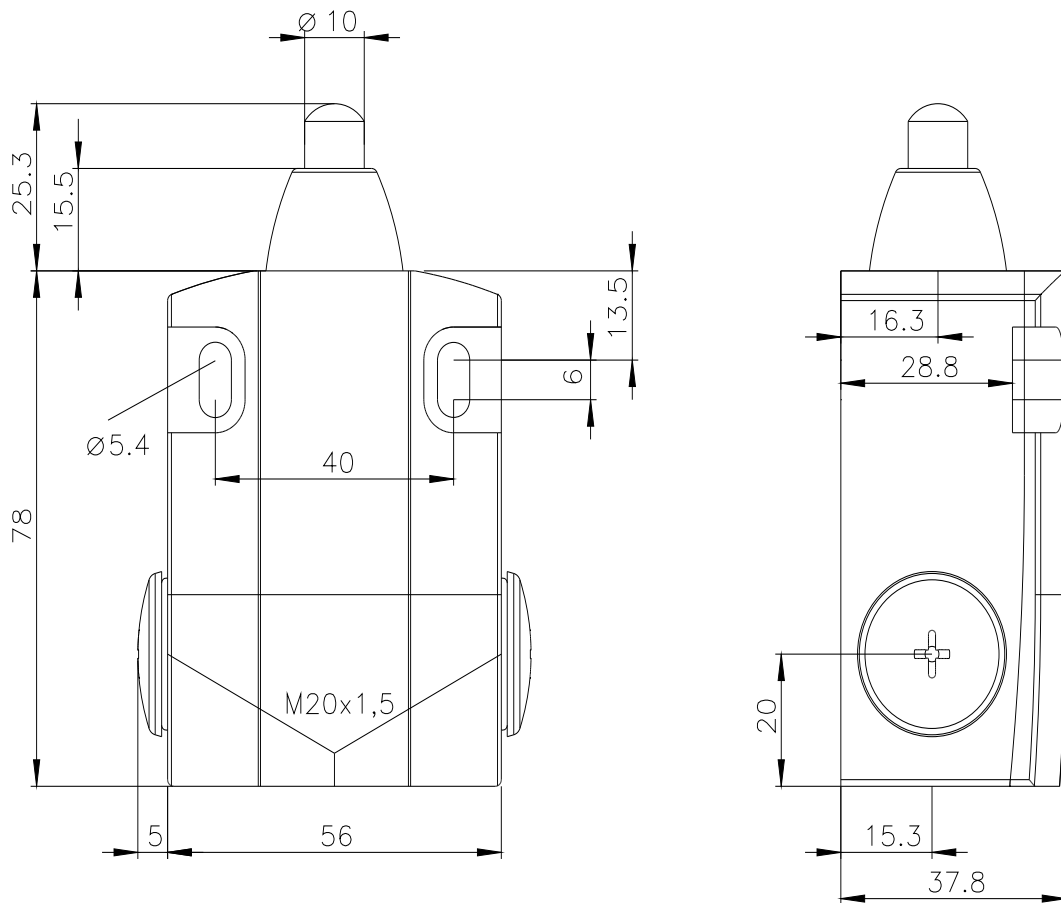
<http://support.automation.siemens.com/WW/CAXorder/default.aspx?lang=en&mlfb=3SE5122-0BC02>

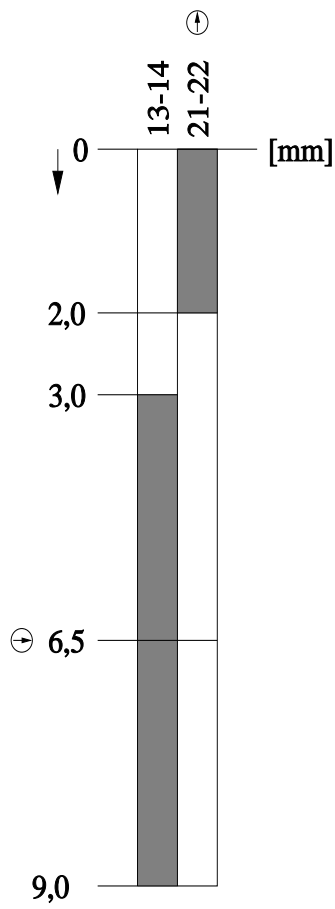
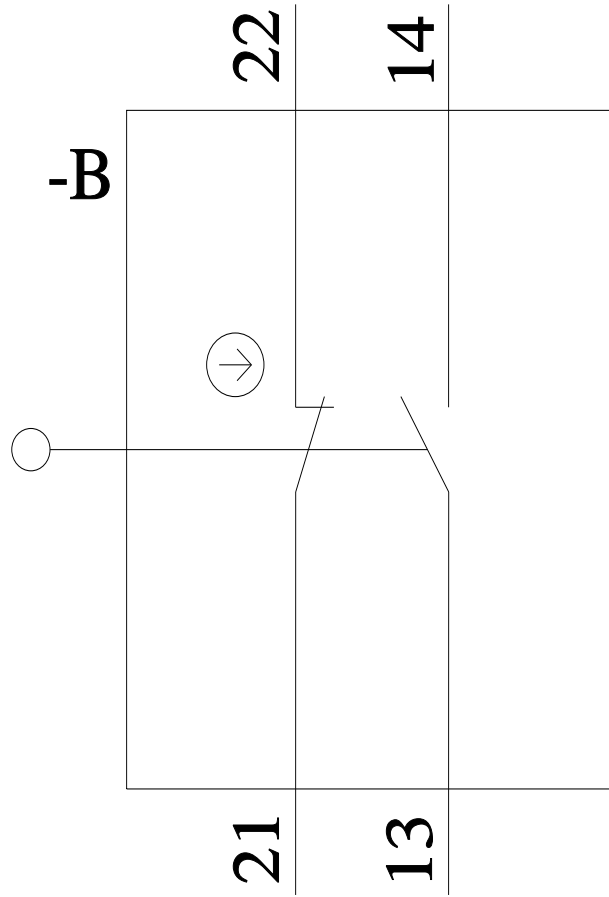
Service&Support (Manuals, Certificates, Characteristics, FAQs,...)

<https://support.industry.siemens.com/cs/ww/en/ps/3SE5122-0BC02>

Image database (product images, 2D dimension drawings, 3D models, device circuit diagrams, EPLAN macros, ...)

[http://www.automation.siemens.com/bilddb/cax\\_de.aspx?mlfb=3SE5122-0BC02&lang=en](http://www.automation.siemens.com/bilddb/cax_de.aspx?mlfb=3SE5122-0BC02&lang=en)





last modified:

1/26/2022