

281423-1 ✓ ACTIVE

AMPMODU | AMPMODU MOD 1

TE Internal #: 281423-1

Connector Contact, Socket, .15 in [3.81 mm] Centerline, Tin, 20 – 17

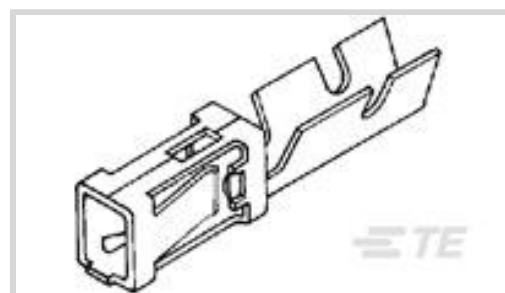
AWG Wire Size, .5 – 1 mm² Wire Size, Straight, Wire & Cable, 5 A,

AMPMODU MOD 1

[View on TE.com >](#)



Connectors > PCB Connectors > Board-to-Board Connectors > Board-to-Board Connector Contacts



Contact Type: **Socket**

Centerline (Pitch): **3.81 mm [.15 in]**

Contact Mating Area Plating Material: **Tin**

Wire Size: **.5 – 1 mm²**

Features

Product Type Features

Applied Pressure	High
Connector & Contact Terminates To	Wire & Cable

Contact Features

PCB Contact Termination Area Plating Material Thickness	.8 μm[31.496 μin]
Contact Mating Area Plating Material Thickness	.8 μm[31.496 μin]
PCB Contact Termination Area Plating Material	Tin
Contact Base Material	Phosphor Bronze
Contact Type	Socket
Contact Mating Area Plating Material	Tin
Contact Orientation	Straight
Contact Current Rating (Max)	5 A

Mechanical Attachment

Wire Insulation Support	With
PCB Mount Retention	Without

Housing Features

Centerline (Pitch)	3.81 mm[.15 in]
--------------------	-----------------

Dimensions

Compatible Insulation Diameter Range	2.2 – 2.8 mm[.086 – .11 in]
Wire Size	.5 – 1 mm ²



Usage Conditions

Operating Temperature Range	-40 – 105 °C[-40 – 221 °F]
-----------------------------	----------------------------

Operation/Application

Circuit Application	Signal
---------------------	--------

Packaging Features

Packaging Quantity	5000
Packaging Method	Reel

Product Compliance

[For compliance documentation, visit the product page on TE.com>](#)

EU RoHS Directive 2011/65/EU	Compliant
EU ELV Directive 2000/53/EC	Compliant
China RoHS 2 Directive MIIT Order No 32, 2016	No Restricted Materials Above Threshold
EU REACH Regulation (EC) No. 1907/2006	Current ECHA Candidate List: JUNE 2023 (235) Candidate List Declared Against: JAN 2023 (233) Does not contain REACH SVHC
Halogen Content	Low Halogen - Br, Cl, F, I < 900 ppm per homogenous material. Also BFR/CFR/PVC Free
Solder Process Capability	Not applicable for solder process capability

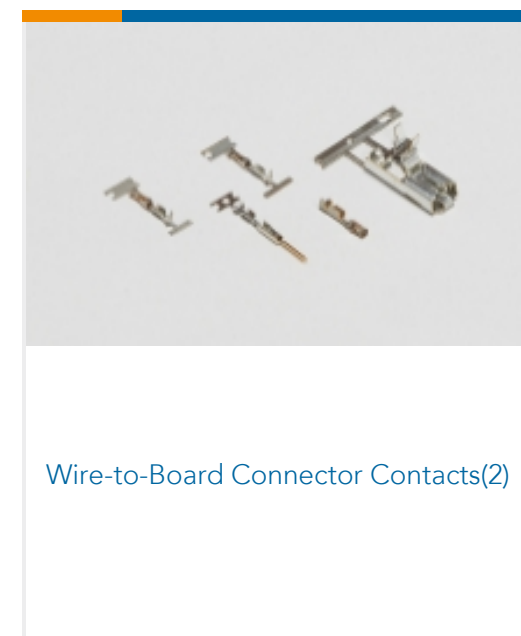
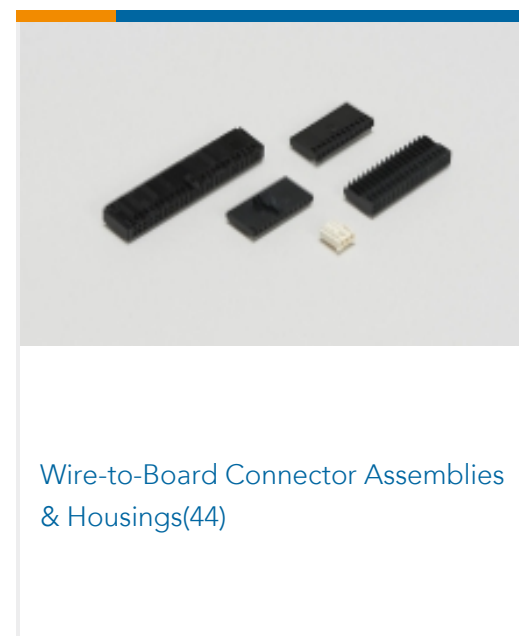
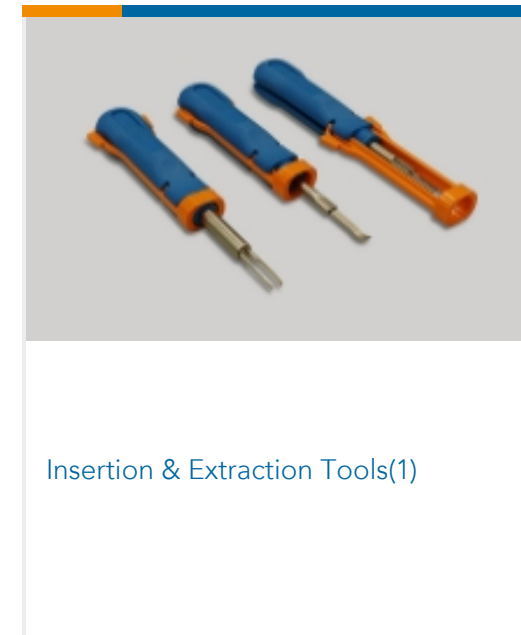
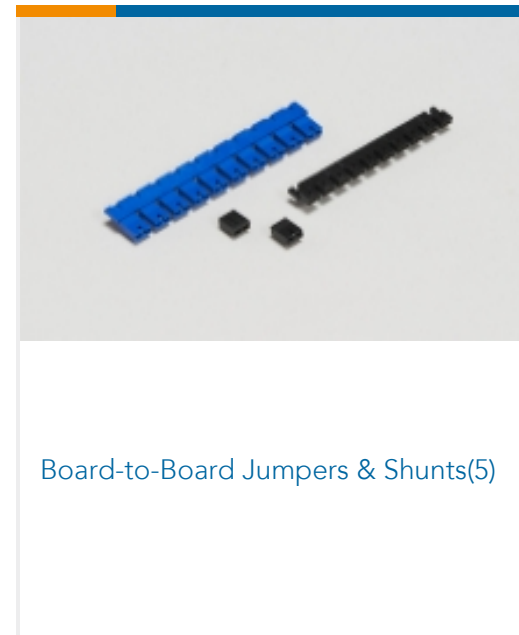
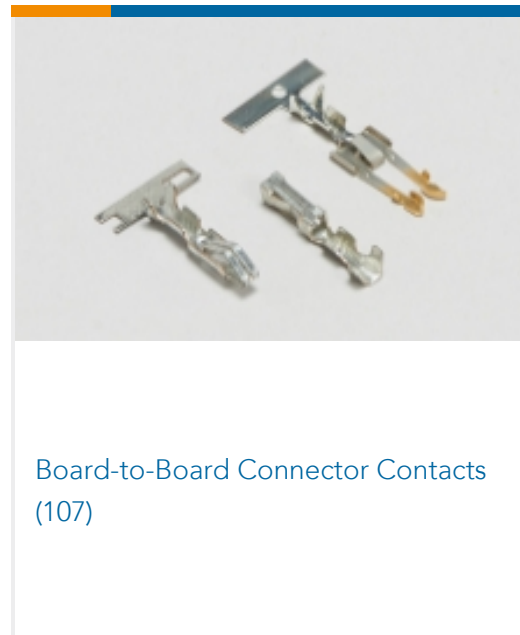
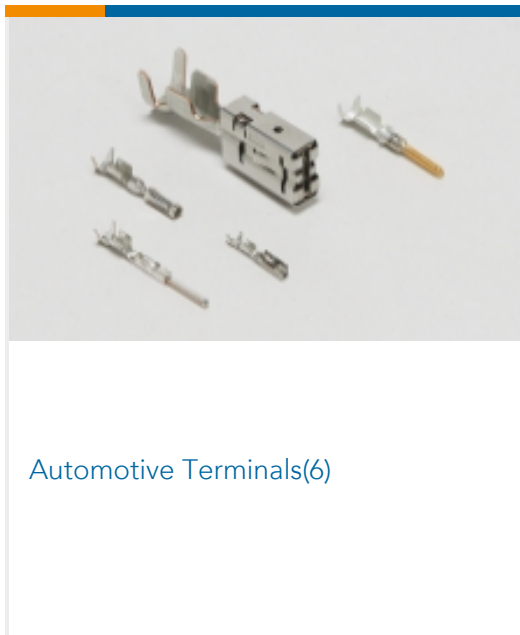
Product Compliance Disclaimer

This information is provided based on reasonable inquiry of our suppliers and represents our current actual knowledge based on the information they provided. This information is subject to change. The part numbers that TE has identified as EU RoHS compliant have a maximum concentration of 0.1% by weight in homogenous materials for lead, hexavalent chromium, mercury, PBB, PBDE, DBP, BBP, DEHP, DIBP, and 0.01% for cadmium, or qualify for an exemption to these limits as defined in the Annexes of Directive 2011/65/EU (RoHS2). Finished electrical and electronic equipment products will be CE marked as required by Directive 2011/65/EU. Components may not be CE marked. Additionally, the part numbers that TE has identified as EU ELV compliant have a maximum concentration of 0.1% by weight in homogenous materials for lead, hexavalent chromium, and mercury, and 0.01% for cadmium, or qualify for an exemption to these limits as defined in the Annexes of Directive 2000/53/EC (ELV). Regarding the REACH Regulation, the information TE provides on SVHC in articles for this part number is based on the latest European Chemicals Agency (ECHA) 'Guidance on requirements for substances in articles' posted at this URL: <https://echa.europa.eu/guidance-documents/guidance-on-reach>

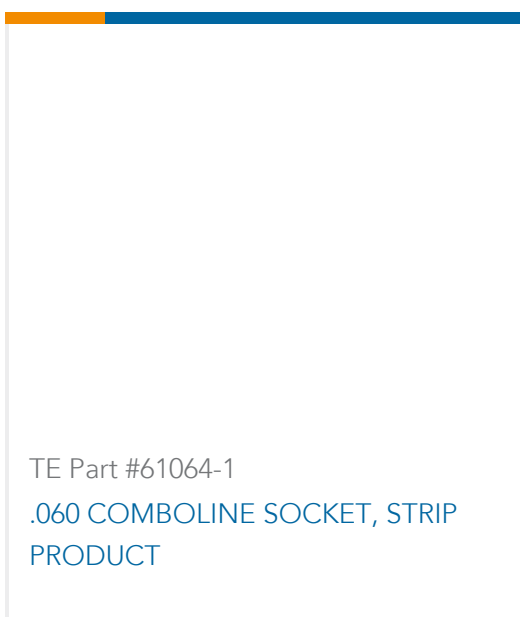

Compatible Parts



Also in the Series | AMPMODU MOD 1



Customers Also Bought





Documents

Product Drawings

[MODU I REC.](#)

English

CAD Files

[3D PDF](#)

3D

Customer View Model

[ENG_CVM_CVM_281423-1_H.2d_dxf.zip](#)

English

Customer View Model

[ENG_CVM_CVM_281423-1_H.3d_igs.zip](#)

English

Customer View Model

[ENG_CVM_CVM_281423-1_H.3d_stp.zip](#)

English

[3D PDF](#)

English

Customer View Model

[ENG_CVM_281423-1_H.3d_igs.zip](#)

English

Customer View Model

[ENG_CVM_281423-1_H.3d_stp.zip](#)

English

Customer View Model

[ENG_CVM_281423-1_H.2d_dxf.zip](#)

English

By downloading the CAD file I accept and agree to the [Terms and Conditions](#) of use.

Product Specifications

[Application Specification](#)

English