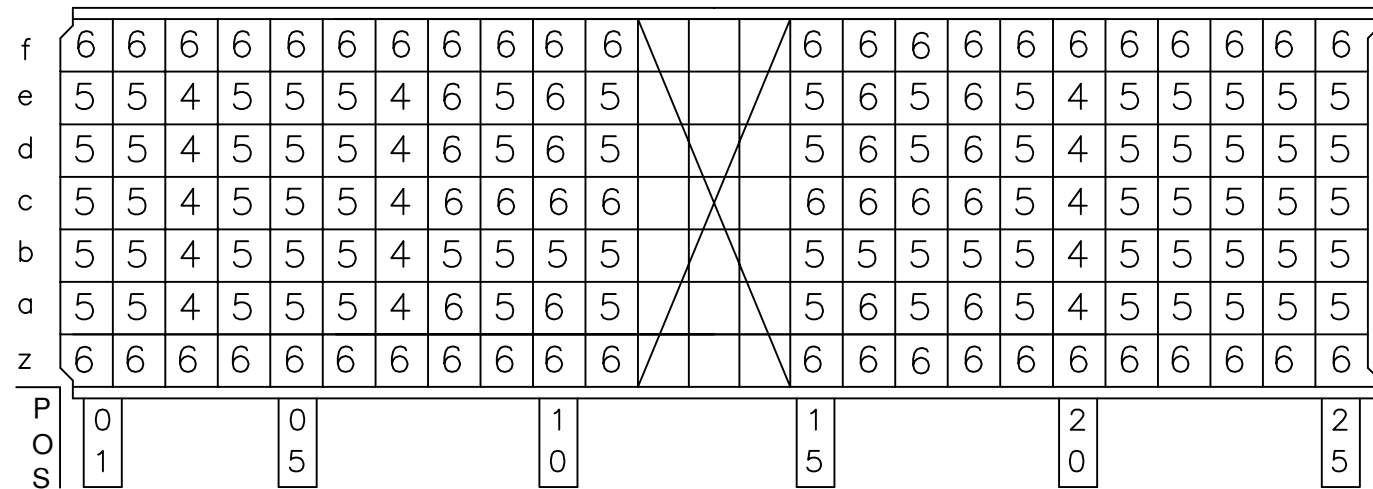
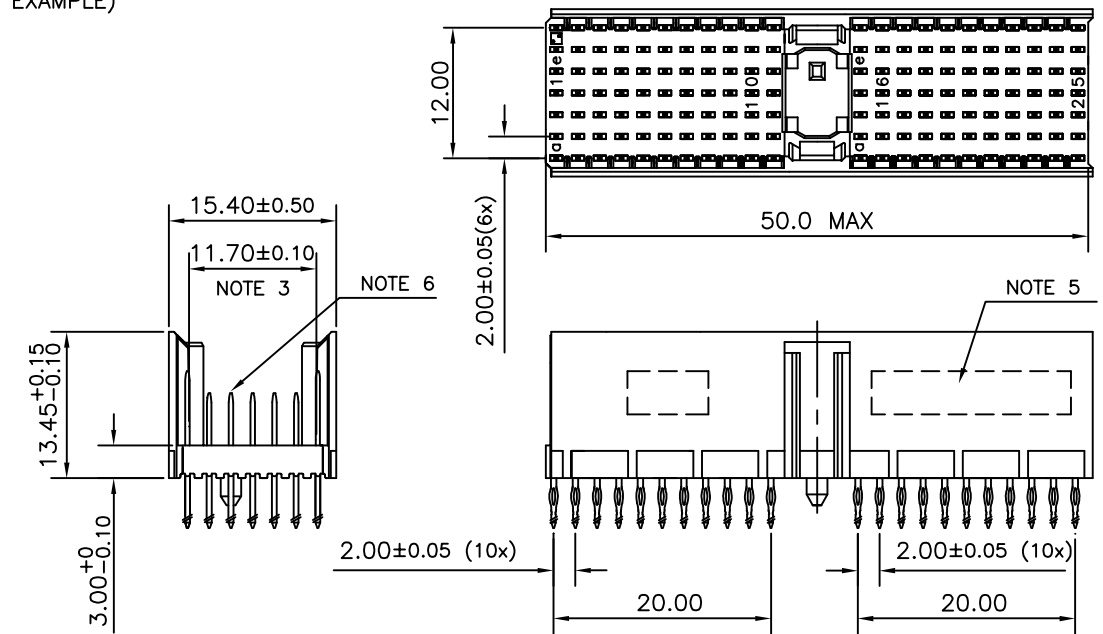


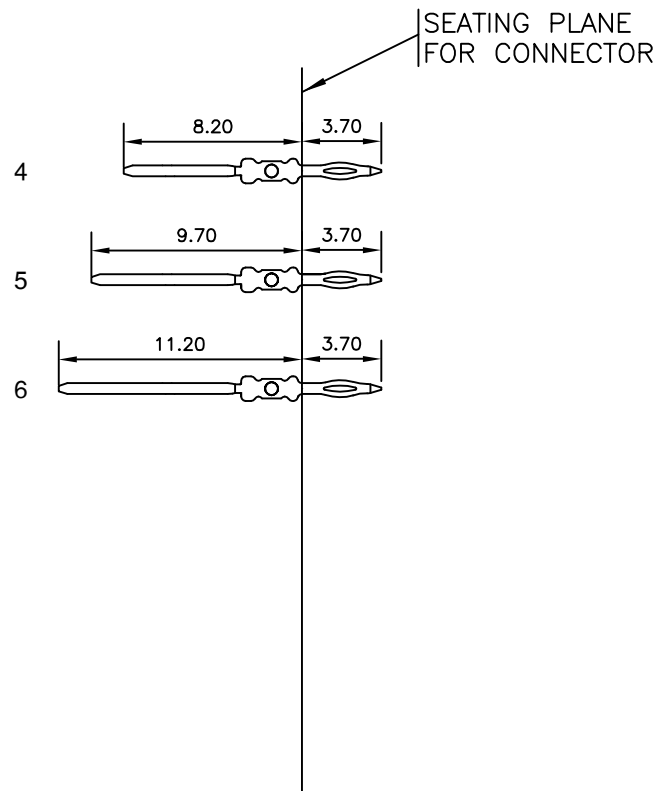
LOADING PATTERN MATING SIDE



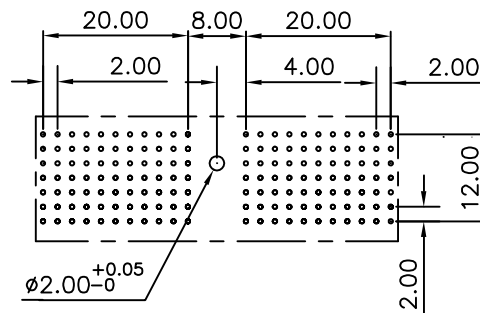
LOADED CONNECTOR ASSEMBLY (FOR EXAMPLE)



CONTACT OVERVIEW



LAY-OUT P.C.B.-HOLE



HM2P07PDJ341 **LEAD FREE INDICATOR : LF = LEAD FREE (DIGIT 15 & 16)**  
**PLATING CODE (DIGIT 13 AND 14)**  
 (REF DRW NO. BS,C , 201844 , 003)

NOTES

- THIS PRODUCT IS CSA APPROVED.
  - THIS PRODUCT IS UL RECOGNIZED.
  - MEASURED AT THE BOTTOM.
  - MATERIAL CONTACT: PHOSPHORBRONZE  
HOUSING: CREAM WHITE GLASS FILLED POLYESTER UL-94V0
  - CONNECTOR PRINTED WITH P/N AND DATE CODE.
  - FOR ACTUAL CONTACT LOADINGS, SEE LOADING PATTERN MATING SIDE.
  - SHAPE OF CONNECTOR HOUSING CAN ALTER DEPENDING ON PRODUCTION LOCATION
  - THE PRODUCT (LF) MEETS EUROPEAN UNION DIRECTIVES AND OTHER COUNTRY REGULATIONS AS DESCRIBED IN GS-22-008
  - FOR RECOMMENDED PTH DIMENSIONS REFER DRAWING : BS, A , 201572 , 001
- CATALOG NO: HM2P07PDJ341- ---

mat'l. code SEE NOTE 4				surface ISO 1302 ✓	tolerance ISO 406 ISO 1101	projection MM	product family MLLIPACS	
ltr	ecn no	dr	date	tolerances unless otherwise specified		MM	title MPACS 5+2R STR HDR PF CONN TYPE A	
A	106-0135	MINI	2006-07-28	angles 0°±1°	linear .0±0.2 .00±0.1			
				dr	MINI K VANDANATH	2006-07-28	dwg no sheet 1 of 1 size <b>BS, C ,203028,721</b> A3 type Product Customer Drawing	
				engr	BIJU K PAUL	2006-07-28		
				chr	BIJU K PAUL	2006-07-28		
				appd	BIJU K PAUL	2006-07-28		
sheet index	revision sheet	A	1					