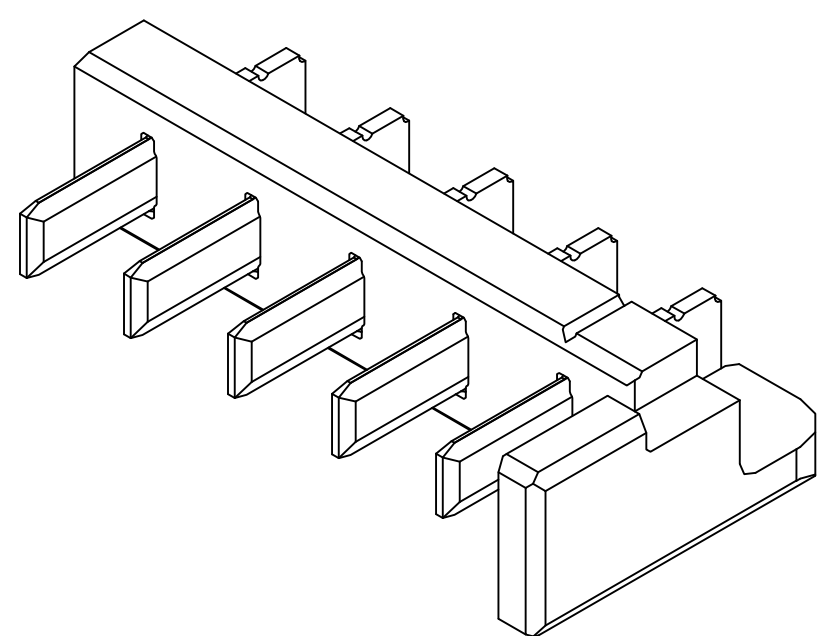
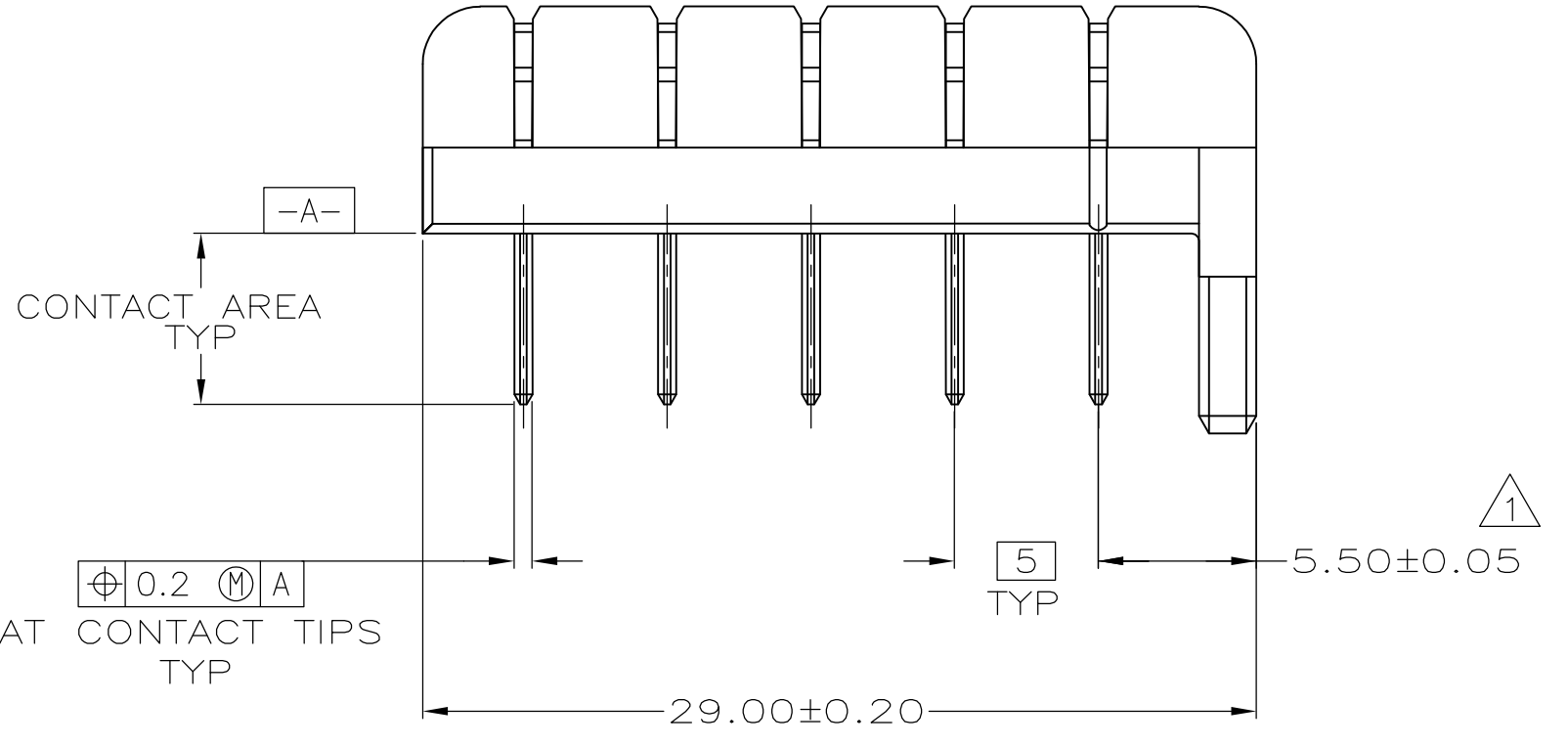
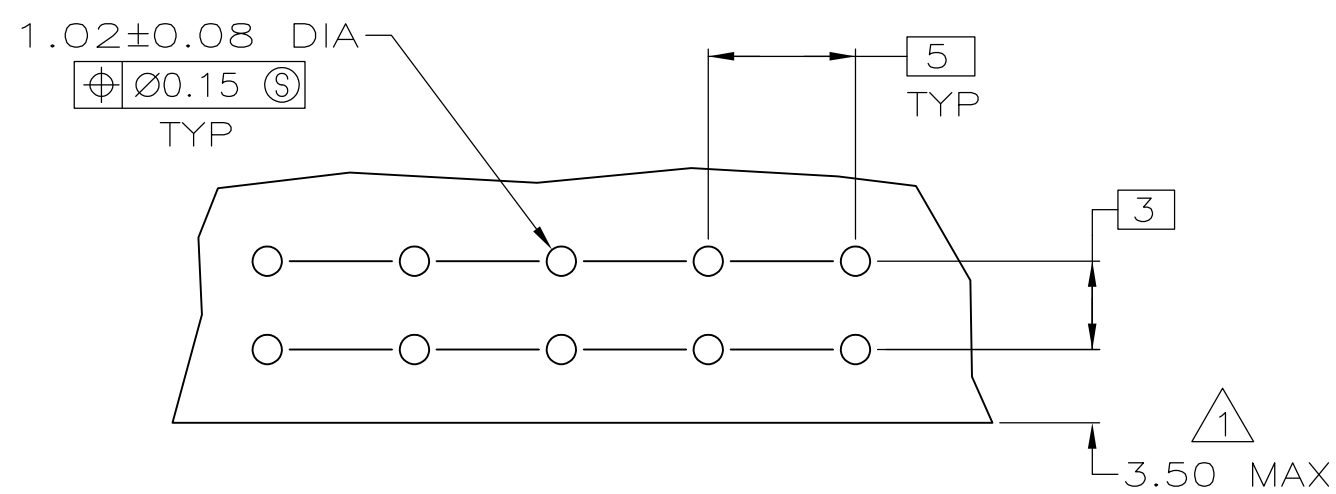
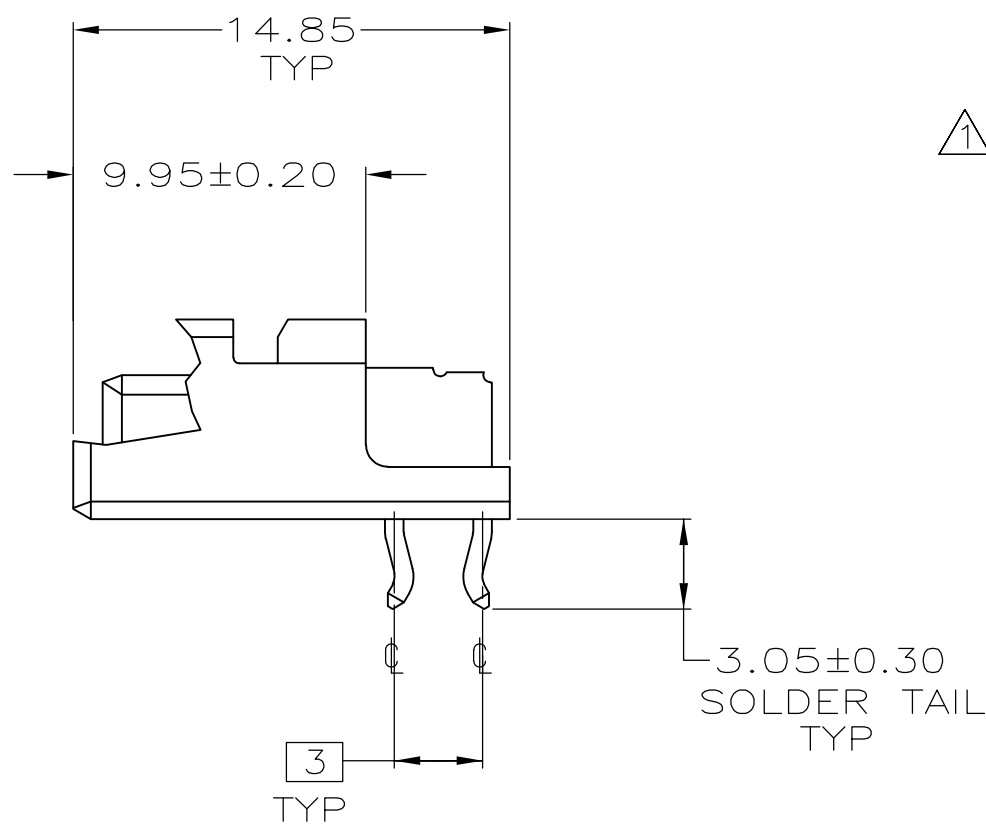
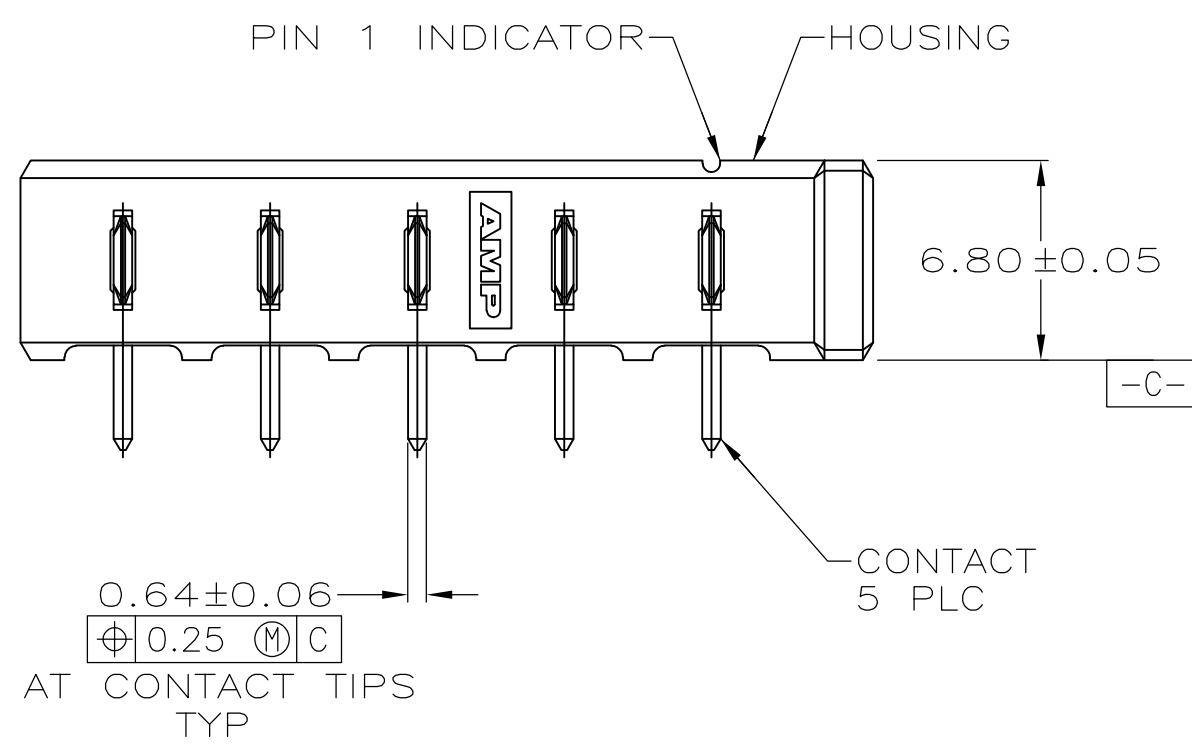


LOC	DIST	P	F	ZONE	LTR	DESCRIPTION	DATE	APPD
ES	00							
					0	RLSE -1 NPR 5055, WAS 93-1878-131-1	02/17/94	-
					A	REV PER EC0020-346-94	04/14/94	RSK
					B	REV PER EC0020-645-94	07/07/94	RSK
					D	REVISED PER ECR-10-002761	02/09/10	S.Y
					01	REVISED PER ECR-14-009533	07/07/14	JHA



△ COORDINATE DIMENSION APPLIES FROM CENTER OF ACTUAL FEATURE.



SUPERCEDED BY 5787141-1 787141-1

DO NOT SCALE PRINT. UNLESS SPECIFIED DIMENSIONS IN mm TOLERANCES ON :		DR 11/11/93 G.DOUTY		PART NO	
2 PLC DEC ± 0.10	3 PLC DEC ± -	CHK 02/17/94 S.KLINE	APPD 02/17/94 S.KLINE	787141-1	
ANGLES ± -				PART NO	
MATERIAL	HOUSING: LCP, BLACK	APPD 02/17/94 S.KLINE	PRODUCT SPEC	NAME	
CONTACTS: BRASS			108-1501	HEADER ASSEMBLY, RIGHT ANGLE, 5mm Ø, 5 POSITION, SINGLE KEY, RIGHT VOLTAGE KEY, RETENTIVE SOLDER TAILS, BATTERY INTERCONNECT, 7.2 VOLT	
FINISH	CONTACTS: 2.54 µm MIN TIN-LEAD ON SOLDER TAIL OVER 1.90 µm MIN NICKEL ALL OVER	APPLICATION SPEC	-	SIZE	CAGE CODE
				Ø	00779
		WEIGHT		DRAWING NO	Ø-
				787141	
				SCALE	SHEET
				4:1	1 OF 1

THIS DRAWING IS A CONTROLLED DOCUMENT FOR AMP INCORPORATED. IT IS SUBJECT TO CHANGE AND THE CONTROLLING ENGINEERING ORGANIZATION SHOULD BE CONTACTED FOR THE LATEST REVISION.