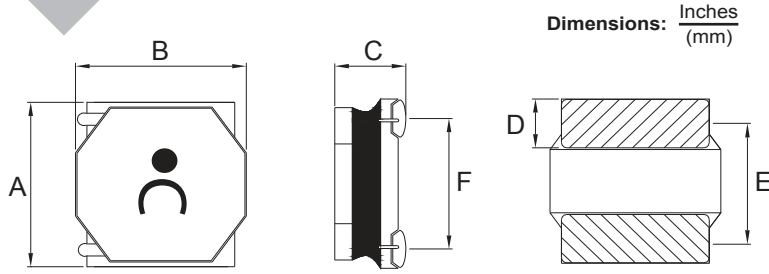




SMD SHIELDED POWER CHIP INDUCTOR

PCHP48B



Dimensions: Inches (mm)

A	B	C	D	E	F
.157±.008 (4.00±0.2)	.157±.008 (4.00±0.2)	.071 (1.8) Max	.043±.012 (1.1±0.2)	.098±.008 (2.5±0.2)	.146 (3.7) Ref



Allied Part Number	Inductance (μH)	Tolerance (%)	Test Freq. (KHz @1V)	SRF (MHz) Min.	DCR (Ω) ±20%	I _{rms} (A) Max	I _{sat} (A) Max	Part Marking
PCHP48B-1R0N-RC	1.0	30	100	90	.027	3.20	4.00	A
PCHP48B-1R5N-RC	1.5	30	100	75	.037	2.40	3.30	B
PCHP48B-2R2M-RC	2.2	20	100	60	.042	2.20	3.00	C
PCHP48B-3R3M-RC	3.3	20	100	45	.055	2.00	2.30	E
PCHP48B-4R7M-RC	4.7	20	100	35	.070	1.70	2.00	H
PCHP48B-6R8M-RC	6.8	20	100	30	.098	1.45	1.60	I
PCHP48B-100M-RC	10	20	100	25	.150	1.20	1.30	K
PCHP48B-150M-RC	15	20	100	18	.210	0.85	1.10	M
PCHP48B-220M-RC	22	20	100	15	.290	0.72	0.90	N
PCHP48B-330M-RC	33	20	100	12	.460	0.55	0.70	P
PCHP48B-470M-RC	47	20	100	10	.650	0.44	0.60	S
PCHP48B-680M-RC	68	20	100	8.3	1.00	0.32	0.52	T
PCHP48B-101M-RC	100	20	100	6.5	1.45	0.28	0.42	V
PCHP48B-151M-RC	150	20	100	5.5	2.30	0.22	0.34	W
PCHP48B-221M-RC	220	20	100	4.0	3.80	0.17	.275	X

All specifications subject to change without notice.

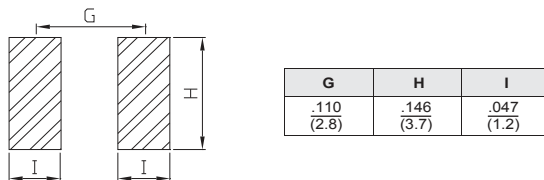
Features

- Magnetically Shielded
- High Current
- Low DC Resistance
- MSL Level 1

Electrical

Inductance Range: 1.0 - 220μH
Tolerance: 30% 1.0-1.5μH, 20% 2.2 - 220μH
Operating Temp: -40°C to +125°C
I_{sat}: DC current at which the inductance drops approximately 30% from its value without current.
I_{rms}: DC current that causes the temperature rise (ΔT = 40°C) from 25°C ambient.

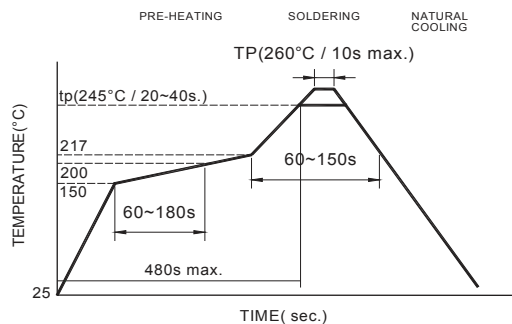
Recommended Land pattern



Resistance to Soldering Heat

Pre-Heat: 150°C, 1Min
Solder Composition: Sn96.5%, AG3%, Cu0.5%
Temperature: 245±5°C
Flux for Lead Free: Rosin 9.5%
Dip Time: 4±1Sec
Depth: Completely cover the termination

Reflow Solder Profile



Reflow times: 3 time max.

Test Equipment

(L): HP4284A, CH11025, CH3302, CH1320, CH1320S LCR Meter
 (DCR): CH16502, Agilent Micro-Ohm Meter

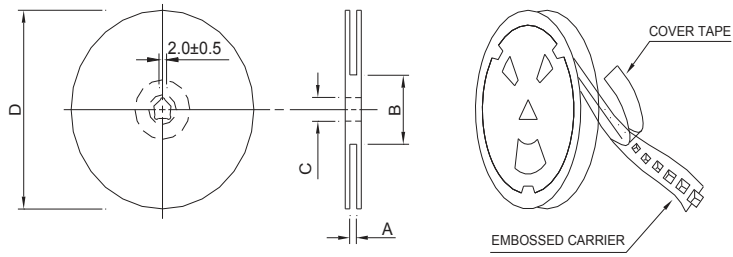
Physical

Packaging: 3500 per 13" Reel



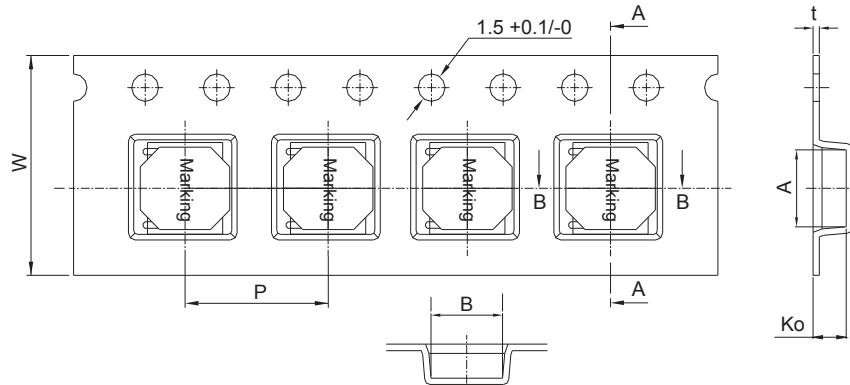
Packaging Information

Reel Dimension



Type	A(mm)	B(mm)	C(mm)	D(mm)
330x12mm	13.5±1.0	80±2.0	13±0.5	330±3.0

Tape Dimension



A(mm)	B(mm)	Ko(mm)	P(mm)	W(mm)	t(mm)
4.3±0.1	4.3±0.1	2.1±0.1	8.0±0.1	12±0.3	0.3±0.1