


# STTB 2,5-PE

Order No.: 3036026




<http://eshop.phoenixcontact.de/phoenix/treeViewClick.do?UID=3036026>

Feed-through modular terminal block, Cross section: 0.08 mm<sup>2</sup> - 4 mm<sup>2</sup>, AWG: 28 - 12, Connection type: Spring-cage connection, Width: 5.2 mm, Color: green-yellow, Mounting type: NS 35/7.5, NS 35/15



## Commercial data

GTIN (EAN)	 4 017918 817282
sales group	A633
Pack	50 pcs.
Customs tariff	85369010
Catalog page information	Page 99 (CL-2009)

## Product notes

WEEE/RoHS-compliant since:  
01/01/2005



<http://www.download.phoenixcontact.com>  
Please note that the data given here has been taken from the online catalog. For comprehensive information and data, please refer to the user documentation. The General Terms and Conditions of Use apply to Internet downloads.

## Technical data

### General

Number of levels	2
Number of connections	4
Color	green-yellow

Insulating material	PA
Inflammability class acc. to UL 94	V0

**Dimensions**

Width	5.2 mm
Length	67.5 mm
Height NS 35/7.5	47.5 mm
Height NS 35/15	55 mm

**Technical data**

Rated surge voltage	6 kV
Pollution degree	3
Surge voltage category	III
Insulating material group	I
Connection in acc. with standard	IEC 60947-7-2

**Connection data**

Conductor cross section solid min.	0.08 mm <sup>2</sup>
Conductor cross section solid max.	4 mm <sup>2</sup>
Conductor cross section stranded min.	0.08 mm <sup>2</sup>
Conductor cross section stranded max.	2.5 mm <sup>2</sup>
Conductor cross section AWG/kcmil min.	28
Conductor cross section AWG/kcmil max	12
Conductor cross section stranded, with ferrule without plastic sleeve min.	0.14 mm <sup>2</sup>
Conductor cross section stranded, with ferrule without plastic sleeve max.	2.5 mm <sup>2</sup>
Conductor cross section stranded, with ferrule with plastic sleeve min.	0.14 mm <sup>2</sup>
Conductor cross section stranded, with ferrule with plastic sleeve max.	2.5 mm <sup>2</sup>
2 conductors with same cross section, stranded, TWIN ferrules with plastic sleeve, max.	0.5 mm <sup>2</sup>
Type of connection	Spring-cage connection
Stripping length	10 mm
Internal cylindrical gage	A3

**Certificates / Approvals**



Certification BV, CB, CSA, CUL, GL, GOST, KR, LR, NK, UL, VDE-PZI

Certification Ex: IECEX, KEMA-EX

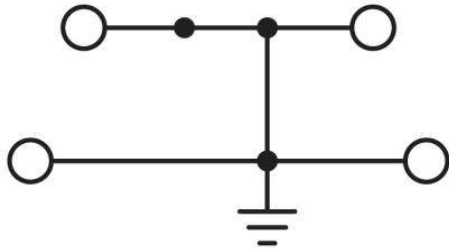
**Accessories**

Item	Designation	Description
<b>Assembly</b>		
3030459	D-STTB 2,5	End cover, Length: 67.5 mm, Width: 2.2 mm, Height: 47.5 mm, Color: gray
<b>Bridges</b>		
3030161	FBS 2-5	Plug-in bridge, Number of positions: 2, Color: red
3030174	FBS 3-5	Plug-in bridge, Number of positions: 3, Color: red
3030187	FBS 4-5	Plug-in bridge, Number of positions: 4, Color: red
3030190	FBS 5-5	Plug-in bridge, Number of positions: 5, Color: red
3030213	FBS 10-5	Plug-in bridge, Number of positions: 10, Color: red
3030226	FBS 20-5	Plug-in bridge, Number of positions: 20, Color: red
3038930	FBS 50-5	Plug-in bridge, Number of positions: 50, Color: red
<b>Marking</b>		
0800967	STP 5-2	Double marker carrier, snaps onto the double-level spring-cage terminal block STTB 2.5 and STTB 4, labeled with ZB 5 or ZBF 5
<b>Plug/Adapter</b>		
3002843	ISH 2,5/0,2	Insulation stop sleeve, Color: white
3002856	ISH 2,5/0,5	Insulation stop sleeve, Color: gray
3002869	ISH 2,5/1,0	Insulation stop sleeve, Color: black
3030983	PS-5	Test adapter, Color: red
<b>Tools</b>		
1204517	SZF 1-0,6X3,5	Actuation tool, for ST terminal blocks, also suitable for use as a bladed screwdriver, size: 0.6 x 3.5 x 100 mm, 2-component grip, with non-slip grip

**Diagrams/Drawings**

Circuit diagram

---



**Address**

PHOENIX CONTACT Deutschland GmbH  
Flachmarktstr. 8  
32825 Blomberg, Germany  
Phone +49 5235 3 12000  
Fax +49 5235 3 41200  
<http://www.phoenixcontact.de>



© 2011 Phoenix Contact  
Technical modifications reserved;