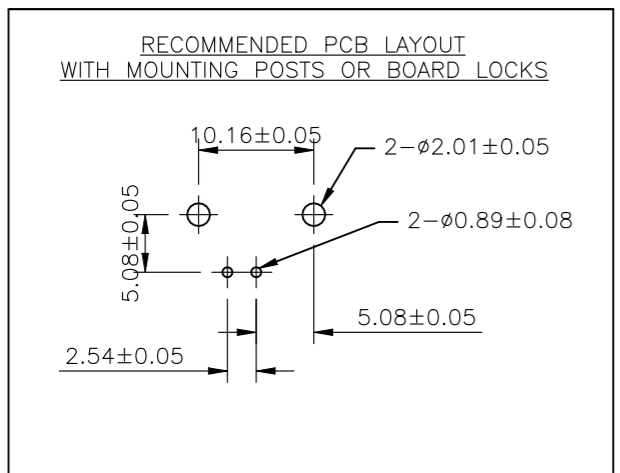
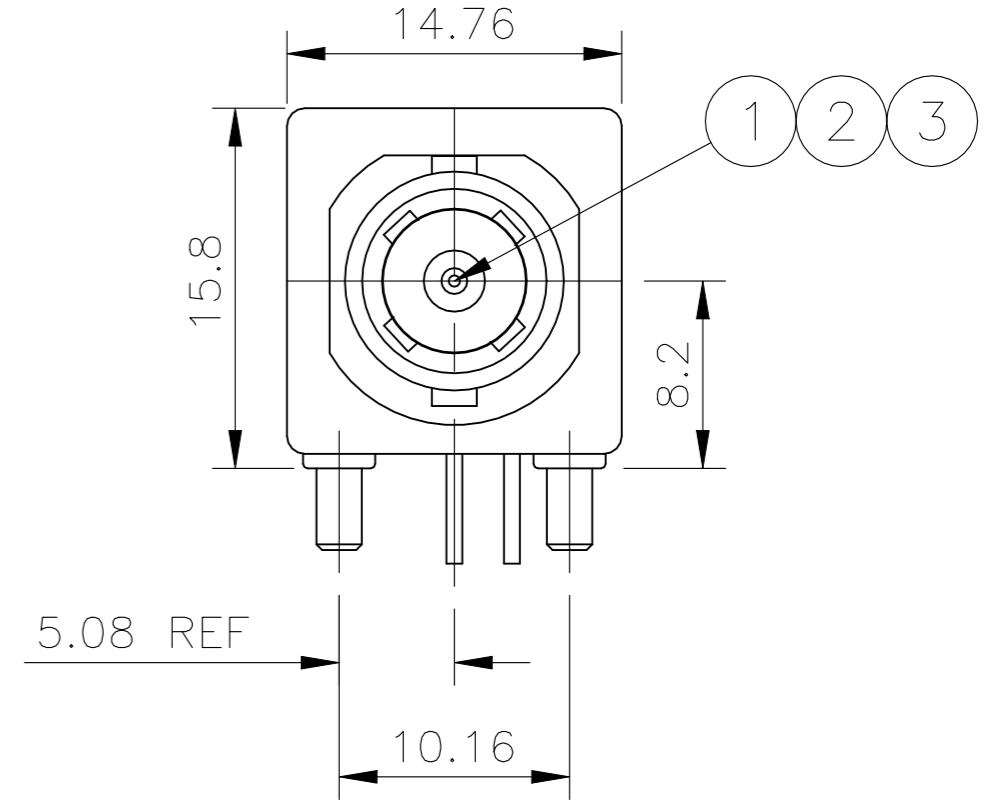
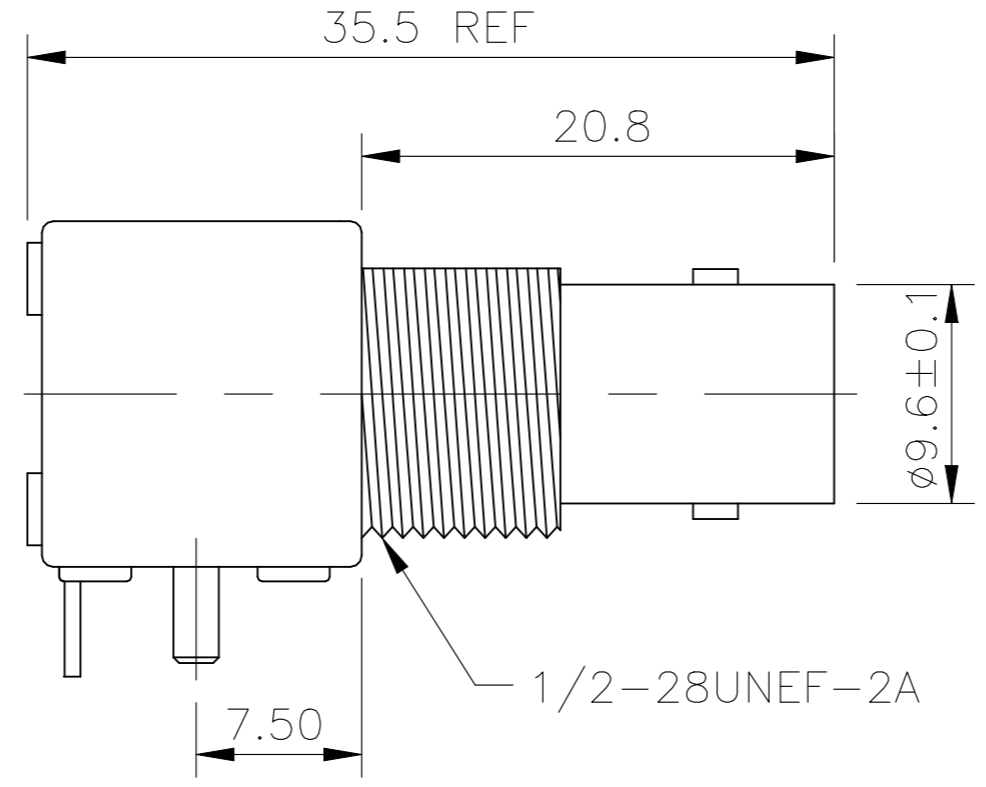
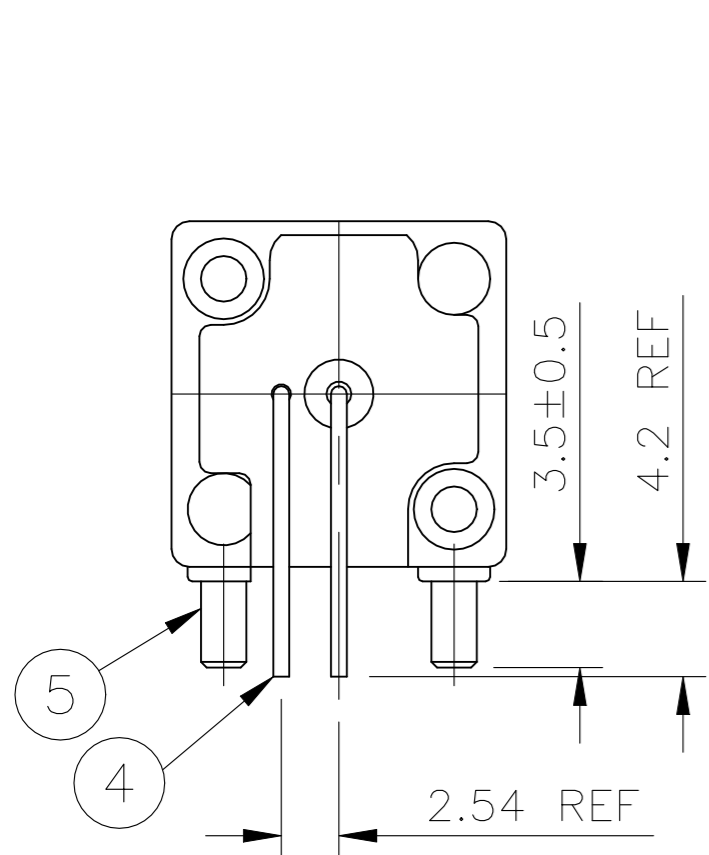


P	LTR	DESCRIPTION	DATE	DWN	APVD
	A1	REVISED PER ECN-22-137854	07FEB2022	RZ	WK

- 1 50 TRAY PACK IN ACCORDANCE WITH AMP SPEC 107-3275
- 2 Au PLATING 0.1 μm min
- 3 Ni PLATING 3 μm min
- 4 TIN PLATING 3 μm min



QTY	MATERIAL	DESCRIPTION	ITEM
1	BRASS	MOUNTING POST	5
1	BRASS	SOLDER TAIL	4
1	PE-606	INSULATOR	3
1	ZINC ALLOY	BODY	2
1	PHOSPHOR BRONZE	CONTACT	1
-1	MATERIAL	DESCRIPTION	ITEM
1			

THIS DRAWING IS A CONTROLLED DOCUMENT.		DWN RANDY Z 25JAN2022	STE TE Connectivity	
DIMENSIONS: mm		CHK ERIC D 25JAN2022		
TOLERANCES UNLESS OTHERWISE SPECIFIED:		APVD WENKE H 25JAN2022	NAME BNC R/A PCB SHIELDED SOCKET	
0 PLC ± 0.5		PRODUCT SPEC 108-112000	50 OHM	
1 PLC ± 0.3		APPLICATION SPEC	-	
2 PLC ± 0.2		SIZE	CAGE CODE	DRAWING NO
3 PLC ± -		—	A3	00779
4 PLC ± -		WEIGHT	C-2406602	
ANGLES ± -		0.000000	RESTRICTED TO	
FINISH		CUSTOMER DRAWING		
SEE TABLE		SCALE NTS SHEET 1 OF 1 REV A1		