

Electronic housing - UEG-EU-BE - 2956819

Please be informed that the data shown in this PDF Document is generated from our Online Catalog. Please find the complete data in the user's documentation. Our General Terms of Use for Downloads are valid (<http://download.phoenixcontact.com>)



Electronics housing base element with snap-on foot for mounting on standard DIN rail, 35 mm wide

Product Features

- We will be happy to provide custom cutouts in the base element for connection elements
- UEG-EU-VS connection pins ensure the necessary stability
- Individual UEG-EU-BE base elements can be mounted to extend the installation space
- Direct mounting of the PCB on the UEG-EU BE base element with B 2,2 x 9,5 DIN ISO 1481 sheet metal screws
- Snap-in mounting on standard EN DIN rails



Key commercial data

Packing unit	1 PCE
Minimum order quantity	5 PCE
GTIN	 4 017918 085957
Custom tariff number	85369010
Country of origin	GERMANY

Technical data

General

Housing type	Component housing
Housing material	Polyamide fiber reinforced
Color	green

Dimensions

Length	172 mm
Constructional height	127.5 mm
Width	35 mm

Electronic housing - UEG-EU-BE - 2956819

Technical data

Technical data

Ambient temperature (operation)	-40 °C ... 105 °C
Inflammability class according to UL 94	HB
Power dissipation at 20°C in the horizontal mounting position	8.9 W 18.3 W

Classifications

ETIM

ETIM 2.0	EC001031
ETIM 3.0	EC001031
ETIM 4.0	EC001031
ETIM 5.0	EC000886

UNSPSC

UNSPSC 11	31261501
UNSPSC 12.01	31261501
UNSPSC 13.2	31261501
UNSPSC 6.01	31261501
UNSPSC 7.0901	31261501

eCl@ss

eCl@ss 4.0	27180401
eCl@ss 4.1	27180401
eCl@ss 5.0	27180506
eCl@ss 5.1	27180506
eCl@ss 6.0	27180802
eCl@ss 7.0	27182702

Approvals

Approvals

Approvals

UL Recognized

Ex Approvals

Electronic housing - UEG-EU-BE - 2956819

Approvals

Approvals submitted

Approval details



Accessories

Accessories

Assembly

Connection element - UEG-EU-VS - 5028883



Connection pin, for engaging several base elements to form one unit; 12 necessary per element.

Required add-on products

Side element - UEG-EU-SE - 2956822

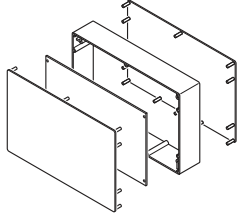


Side element, two pieces necessary, for closing the base element, 1.5 mm thick.

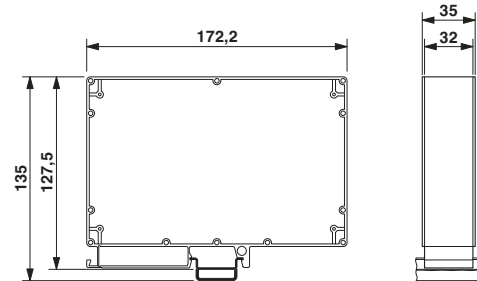
Drawings

Electronic housing - UEG-EU-BE - 2956819

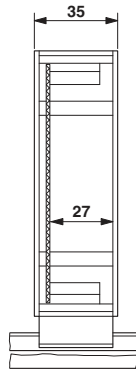
Explosion drawing



Dimensioned drawing

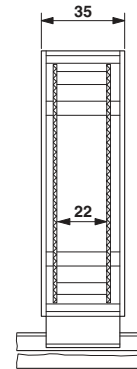


Dimensioned drawing



Maximum height of the components on the PCB, for 1 PCB

Dimensioned drawing



Maximum height of the components on the PCB with 2 PCBs

Dimensioned drawing

