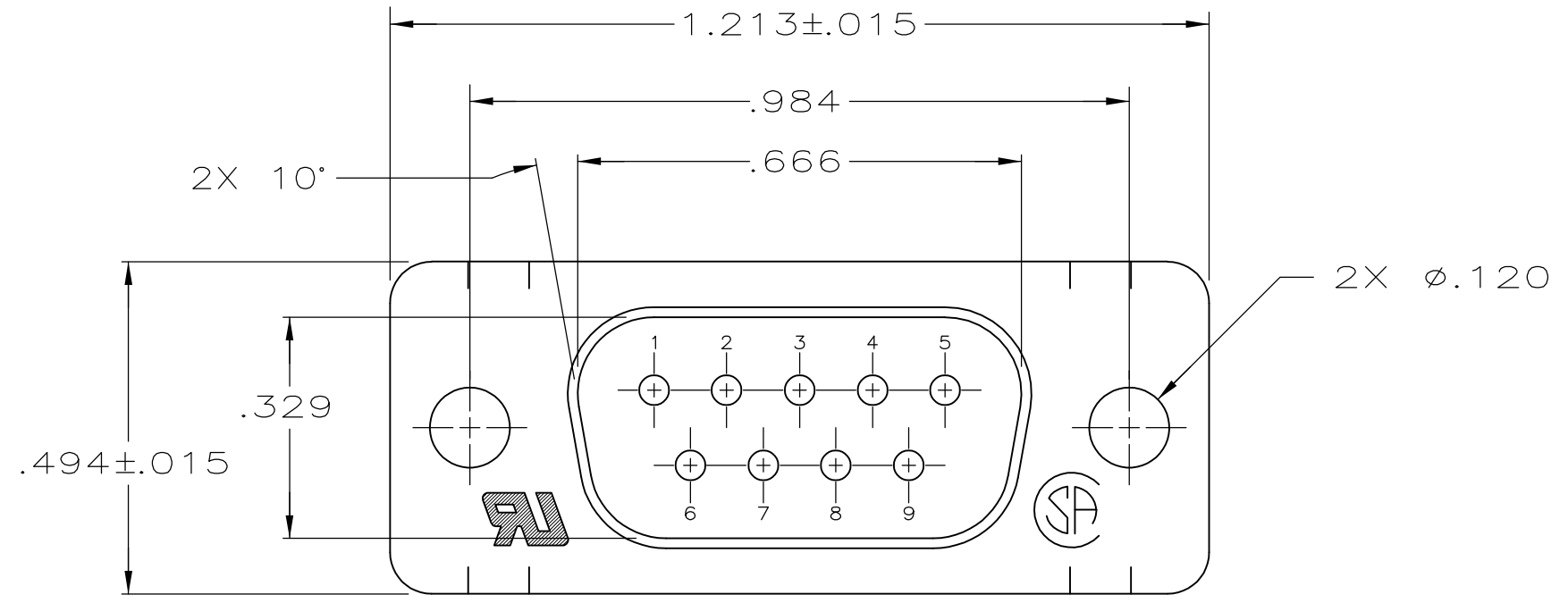
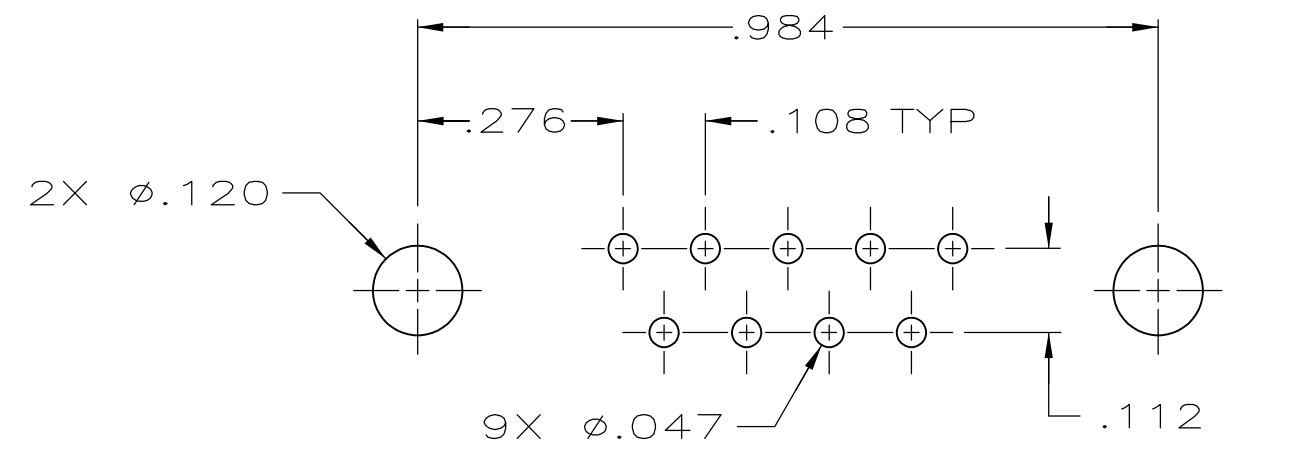
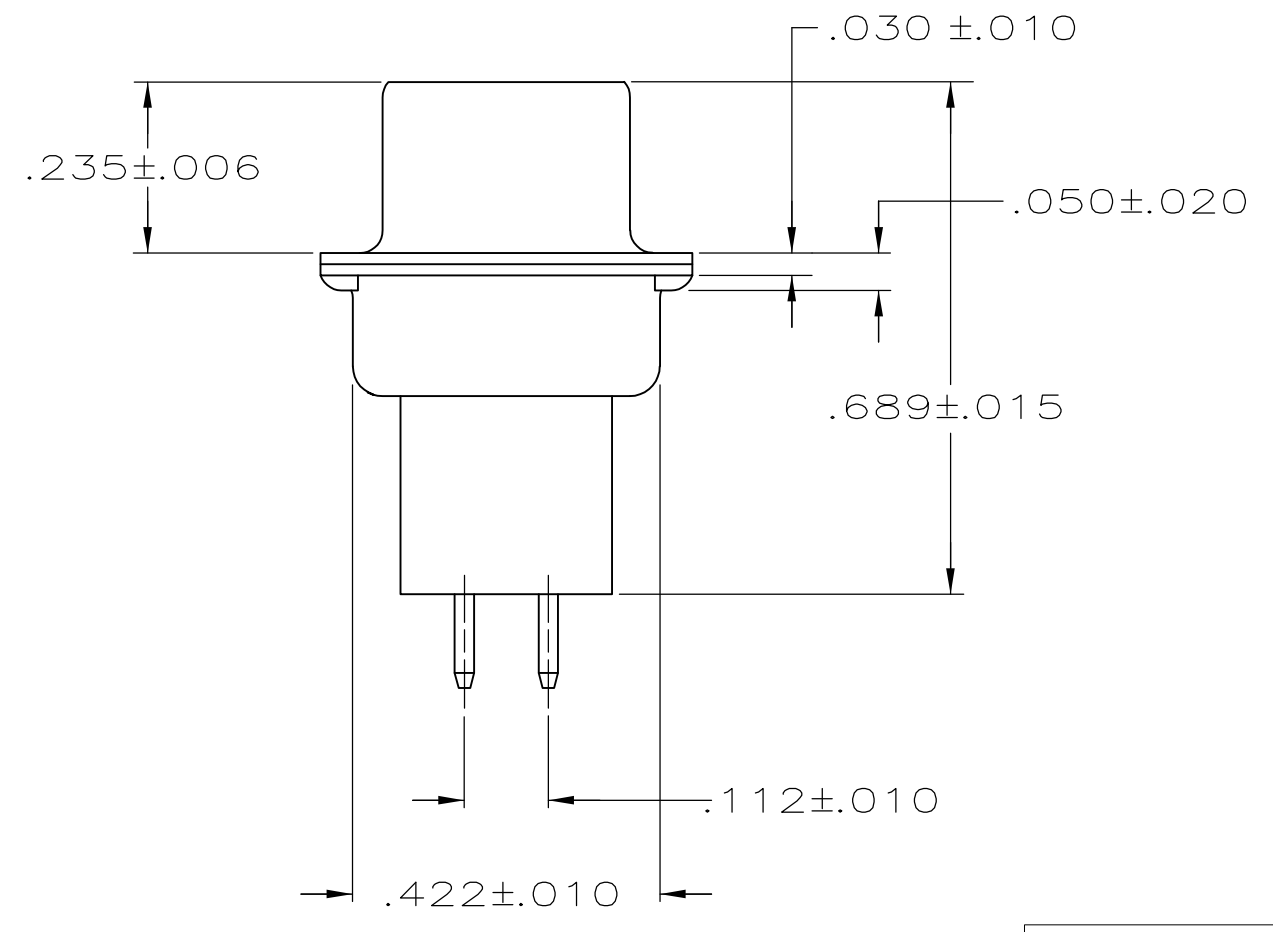
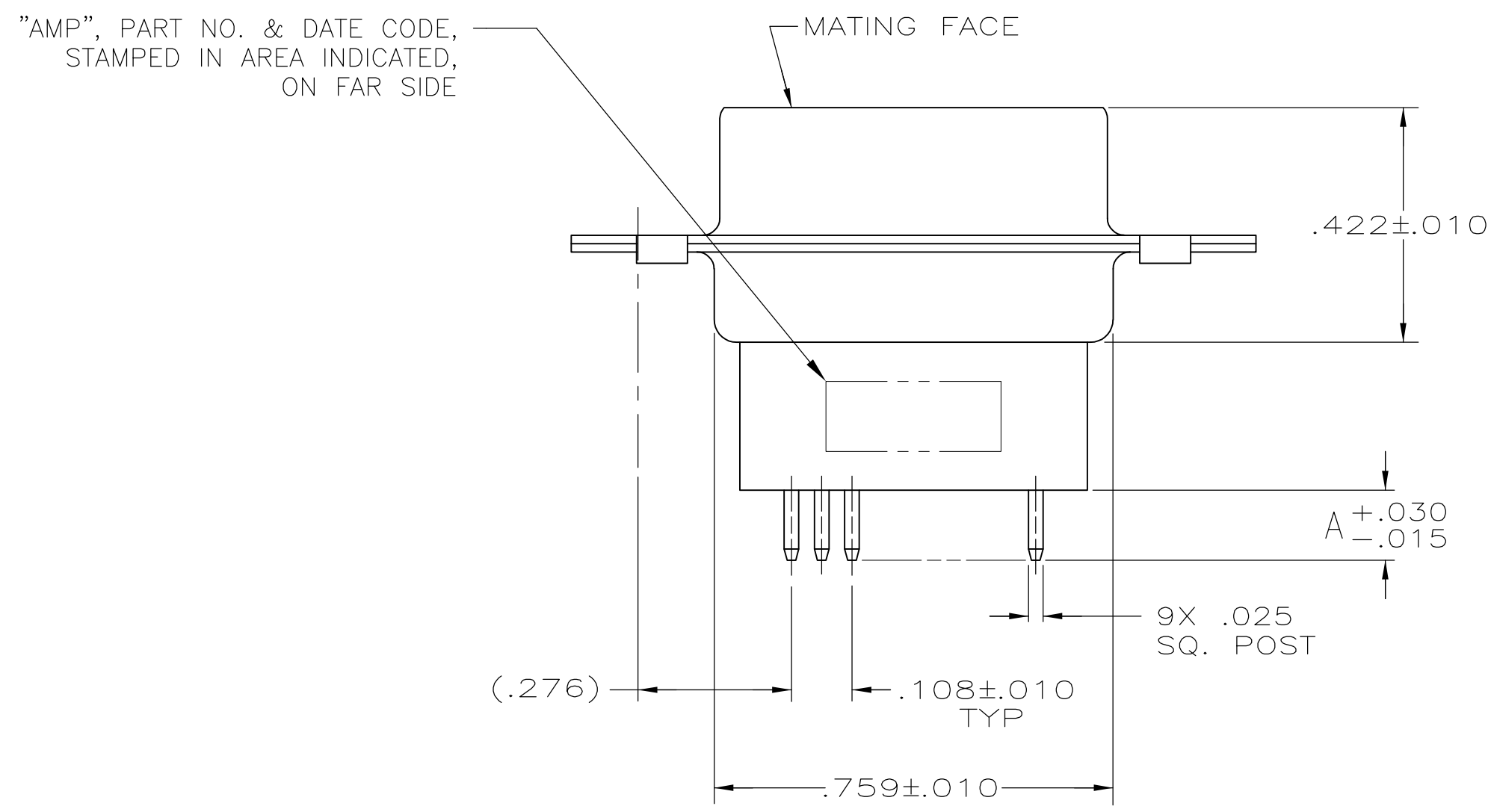


THIS DRAWING IS UNPUBLISHED. RELEASED FOR PUBLICATION
 © COPYRIGHT BY TYCO ELECTRONICS CORPORATION. ALL INTERNATIONAL RIGHTS RESERVED.

LOC	DIST	REVISIONS			
P	LTR	DESCRIPTION	DATE	DWN	APVD
GP	00				
	K	REVISED PER ECO-10-000073	12FEB2010	CJV	SB



- 1. NOTE DELETED.
- 2. MOLDED PART MATERIAL: FLAME RETARDANT 94V-0 RATED THERMOPLASTIC; COLOR: BLACK.
- 3. SHELL MATERIAL: STEEL.
- 4. CONTACT MATERIAL: BRASS.
- 5. NOTE DELETED.
- 6. SHELL PLATING: TIN.
- 7. CONTACT PLATING: GOLD PLATED FOR LENGTH OF .150 MIN FROM MATING END, GOLD FLASH IN MATED AREA, .000100 MIN TIN-LEAD ON OPPOSITE END, BOTH OVER .000050 MIN NICKEL.
- 8. CONTACT PLATING: GOLD PLATED FOR LENGTH OF .150 MIN FROM MATING END, .000030 MIN GOLD IN MATED AREA, .000100 MIN TIN-LEAD ON OPPOSITE END, BOTH OVER .000050 MIN NICKEL.



P.C. BOARD MOUNTING DIMENSIONS

SUPSD BY 745410-7	6/7	.188	745182-8
OBSOLETE	6/8	.188	745182-7
OBSOLETE	6/7	.651	745182-6
SUPSD BY 745410-5	6/8	.651	745182-5
OBSOLETE	6/7	.427	745182-4
OBSOLETE	6/8	.427	745182-3
	6/7	.125	745182-2
SUPSD BY 745410-1	6/8	.125	745182-1
	FINISH	A	PART NUMBER

THIS DRAWING IS A CONTROLLED DOCUMENT.		DWN J. GERACE 10-25-83	Tyco Electronics Corporation Harrisburg, PA 17105-3608	
DIMENSIONS: INCHES		CHK J. GERACE 10-25-83		
TOLERANCES UNLESS OTHERWISE SPECIFIED:		APVD B. TAYLOR 01-04-84	NAME	
0 PLC ± -		PRODUCT SPEC	PLUG ASSEMBLY, SIZE 1, 9 POSN, VERTICAL, .025 SQ. POSTS, AMPLIMITE® HDP	
1 PLC ± -		APPLICATION SPEC	SIZE CAGE CODE DRAWING NO RESTRICTED TO	
2 PLC ± -		108-40025	A2 00779 C=745182	
3 PLC ± .005		114-40013	SCALE NTS SHEET 1 OF 1 REV K	
4 PLC ± -		WEIGHT -		
ANGLES ± 2°		CUSTOMER DRAWING		
MATERIAL		FINISH		
SEE TABLE				