

Data sheet

**M12 Industrial Ethernet cable, X-coded, 1.0 m,
M12 plug straight - M12 plug straight, PUR**

Page 1/7

P/N
142M2X11010

EAN 4250184152705

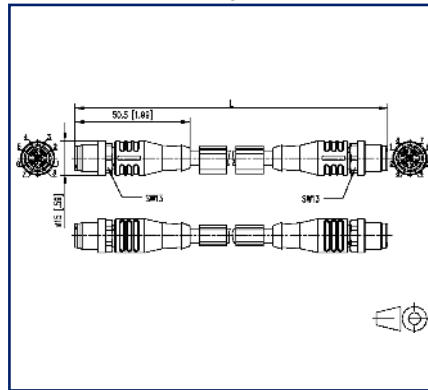
2023/05/08

Version: BB

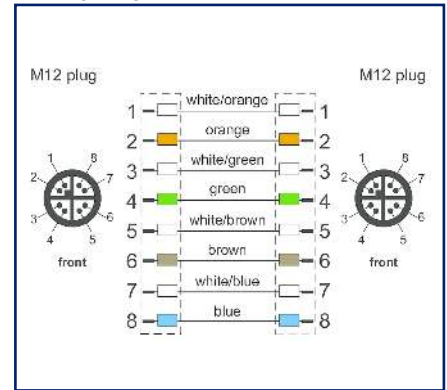
Illustrations



Dimensional drawing



Wiring diagram



See enlarged drawings at the end of document

Product specification

Shielded PUR cable for safe and industrial data transmission in automation and fieldbus technology. The cable meets the requirements of ULStyle 20963 and complies with Cat7 (electrical properties based on EN50288-4-2). Materials and design allow increased mechanical stress (abrasion, bending, vibration, etc.) of the cable. Special properties: UL style 20963, seawater resistant, recyclable, LABS free, RoHs compliant, acid and alkali resistant, UV resistant, hydrolysis resistant, halogen free, oil resistant, high flexibility, no corrosive gases, microbe resistant, no fire propagation.

- Standard variants: 1.0 m, 2.0 m, 5.0 m, 10.0 m.
- Other cable lengths on request.

M12 Industrial Ethernet cable, X-coded, 1.0 m, M12 plug straight - M12 plug straight, PUR

P/N

142M2X11010

EAN 4250184152705

2023/05/08

Version: BB

Technical Data

General Data

| | |
|-------------------------------------|--|
| Fields of application | Industrial Ethernet harsh environment |
| Design | Ethernet-Connection line |
| Shielding | shielded |
| Transmission technology | Copper |
| Cable Type | S/FTP |
| Number of twisting elements | 4 |
| Twisting element | Pair |
| Wiring | 1 - 1 |
| Color coding fiber/ wire(s) | white/orange, orange, white/green, green, white/brown, brown, white/blue, blue |
| Color | green |
| Dimensions | |
| Dimension - Interface 1 (L x W x H) | 50.5 mm x 15 mm x 15 mm |
| Dimension - Interface 1 (L x W x H) | 1.988 in. x 0.591 in. x 0.591 in. |
| Dimension - Interface 2 (L x W x H) | 50.5 mm x 15 mm x 15 mm |
| Dimension - Interface 2 (L x W x H) | 1.988 in. x 0.591 in. x 0.591 in. |
| Cable length (m) | 1 m |
| Cable length (ft) | 3.28 ft |
| Labeling option | identification label carrier |

Transmission characteristics

| | |
|----------------|----------------|
| Category (ISO) | 6 _A |
|----------------|----------------|

Connections/interfaces

| | |
|--|----------|
| Connector technology interface 1 | M12-plug |
| Connector technology interface 2 | M12-plug |
| Coding interface 1 | X-coded |
| Coding interface 2 | X-coded |
| Number of positions/contacts interface 1 | 8 |
| Number of positions/contacts interface 2 | 8 |

M12 Industrial Ethernet cable, X-coded, 1.0 m, M12 plug straight - M12 plug straight, PUR

P/N

142M2X11010

EAN 4250184152705

2023/05/08

Version: BB

Technical Data

Connections/interfaces

Termination data, stranded wire (min. - max.)

| | |
|---|-----------|
| Conductor cross section, stranded wire | AWG 26/7 |
| Conductor diameter, stranded wire (bare copper) | 0.48 mm |
| Conductor diameter, stranded wire (bare copper) | 0.019 in. |
| Cable sheath diameter (min. - max.) | |
| Cable sheath diameter | 6.4 mm |
| Cable sheath diameter | 0.236 in. |

Electrical characteristics

| | |
|---------------------------|----------------|
| Current carrying capacity | 0.5 A at 40 °C |
| Insulation resistance | min. 100 MOhm |

Mechanical data

| | |
|----------------------------------|------------|
| Bending radius without load | min. 64 mm |
| Maximum operating bending radius | 64 mm |
| Maximum operating bending radius | 2.52 in. |
| Maximum installation load | 32 mm |
| Maximum installation load | 1.26 in. |
| Shielding braid coverage | 70 % |

Materials and material properties

| | |
|---|----------------|
| Material - Conductor | Cu (copper) |
| Material - Conductor Insulation | Polyethylene |
| Material - Cable jacket | PUR |
| Material - Body interface 1 | Plastics |
| Material - Body interface 2 | Plastics |
| Material - Contact interface 1 | CuZnPb (brass) |
| Material - Contact interface 2 | CuZnPb (brass) |
| Material - Contact finish interface 1 | Au (gold) |
| Material - Contact finish interface 2 | Au (gold) |
| Material - Contact carriers interface 1 | Plastics |
| Material - Contact carriers interface 2 | Plastics |
| Material - Union nut interface 1 | CuZnPb (brass) |
| Material - Union nut interface 2 | CuZnPb (brass) |

P | Cabling

Data sheet

Page 4/7

**M12 Industrial Ethernet cable, X-coded, 1.0 m,
M12 plug straight - M12 plug straight, PUR**

P/N

142M2X11010

EAN 4250184152705

2023/05/08

Version: BB

Technical Data

Materials and material properties

| | |
|---|-------------------|
| Material - Union nut finish interface 1 | Ni (nickel) |
| Material - Union nut finish interface 2 | Ni (nickel) |
| Material - Pair shield | plastic film |
| Material - Pair shield finish | Al (Aluminium) |
| Material - Main shield | Cu (copper) braid |
| Material - Main shield finish | Sn (tin) |
| Flame retardancy | yes |
| Halogen free | yes |
| Oil resistance | yes |
| UV-resistance | yes |
| RoHS | compliant |

Environmental conditions

| | |
|--------------------------------------|----------------------------|
| Temperature (min. - max.) | |
| Temperature - Operating °C | -30 °C - 90 °C |
| Temperature - Operating °F | -22 °F - 194 °F |
| Particulate ingress interface 1 | IP6X when plugged in |
| Liquid ingress/immersion interface 1 | IPX5, IPX7 when plugged in |
| Particulate ingress interface 2 | IP6X when plugged in |
| Liquid ingress/immersion interface 2 | IPX5, IPX7 when plugged in |
| Pollution degree interface 1 | 2 |
| Pollution degree interface 2 | 2 |

Approvals

| | |
|----------------------|------------------|
| UL listed (file no.) | Approval pending |
|----------------------|------------------|

Standards/Regulations

| | |
|-------------------------|----------------------------------|
| Generic cabling systems | |
| General requirements | ISO/IEC 11801-1 DIN EN 50173-1 |
| Profinet | yes |

P | Cabling

Data sheet

Page 5/7

M12 Industrial Ethernet cable, X-coded, 1.0 m, M12 plug straight - M12 plug straight, PUR

P/N

142M2X11010

EAN 4250184152705

2023/05/08

Version: BB

Technical Data

Standards/Regulations

Connectors for electronic equipment

| | |
|--|---|
| Free and fixed connectors | IEC 60603-7-51 |
| circular connector | DIN EN 61076-2-109 |
| Multi-element metallic cables used in analogue and digital communication and control | DIN EN 50288-4-2 |
| Test for vertical flame propagation for a single insulated wire or cable | IEC 60332-1-2 |
| Measurement of smoke density of cables burning | IEC 61034 |
| Determination of the halogen acid gas content | IEC 60754-1 |
| Insulating and sheathing materials of cables and insulated wire - General test methods | DIN EN 60811-2-1 |
| Copper and copper alloys - Drawn round copper wire for the production of electrical conductors | DIN EN 13602 Cu-ETP-A... DIN EN 13602 Cu-ETP-A...-B |

Classifications

| | |
|----------|----------|
| ETIM 5.0 | EC002599 |
| ETIM 6.0 | EC002599 |
| ETIM 7.0 | EC002599 |
| ETIM 8.0 | EC002599 |
| ETIM 9.0 | EC002599 |

Packing details

| | |
|-------------------|-----------------------|
| Type of packaging | 1 pc(s) / plastic bag |
|-------------------|-----------------------|

P | Cabling

Data sheet

Page 6/7

**M12 Industrial Ethernet cable, X-coded, 1.0 m,
M12 plug straight - M12 plug straight, PUR**

P/N
142M2X11010

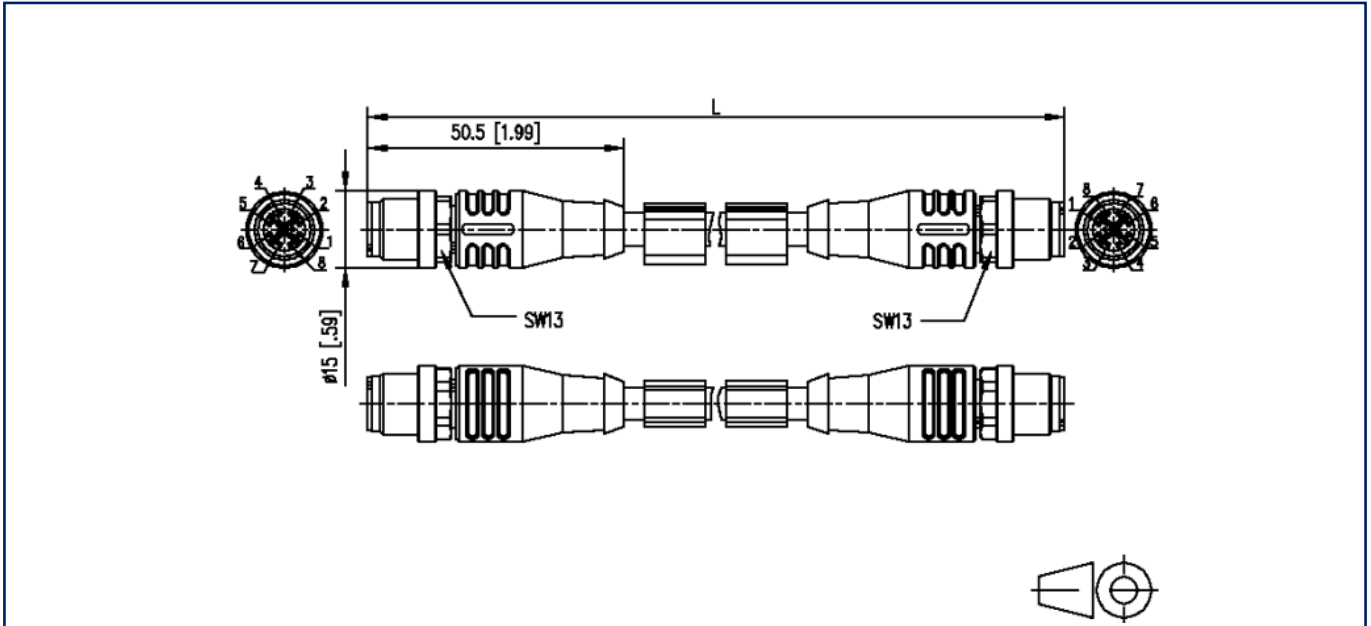
EAN 4250184152705

2023/05/08

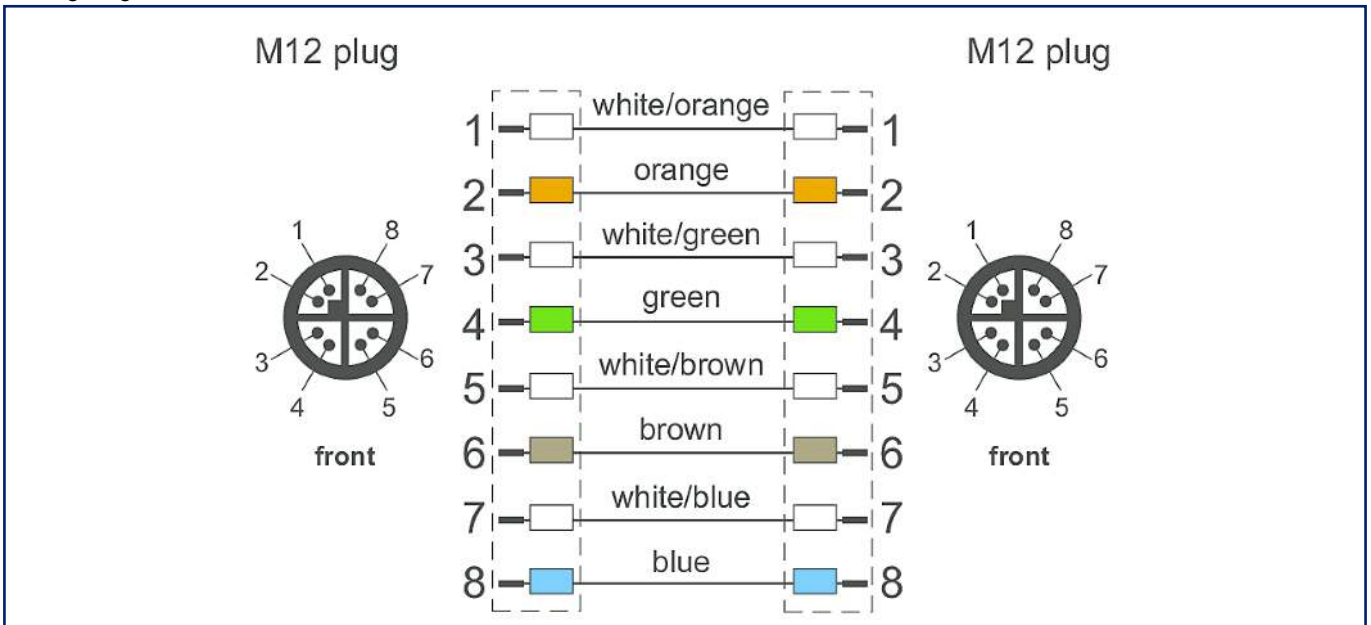
Version: BB

Illustrations

Dimensional drawing



Wiring diagram



P | Cabling

Data sheet

**M12 Industrial Ethernet cable, X-coded, 1.0 m,
M12 plug straight - M12 plug straight, PUR**

Page 7/7

P/N

142M2X11010

EAN 4250184152705

2023/05/08

Version: BB

Illustrations

Principle diagram

