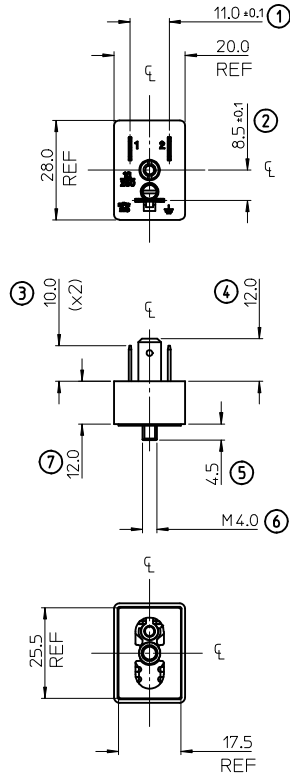


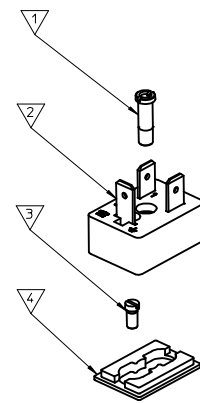
Part No	MPM Part No	DESCRIPTION
1210120046	B222000N1	BAS.RETT.222 NERA CN.FIX.
1210120047	B222000N2	PLATTE 2+ERDE 1-ZENTRAL
1210120048	B222000W2	BAS.222 NERA V0 CN.FIX.
1210120138	B222000N0	BAS RETT.222 NERA CN.FIX.
1210120176	B222000W2SA	BAS.222 NERA V0 CN.FIX. UL LISTED
1210120191	B222000W1SA	B222 UL94 V0 BLACK G13 GASKET UL



NOTES

- FOR SPECIFIC PART NUMBERS PLEASE CONTACT SALES OR CONSULT THE INTELLIGENT PART NUMBERS IN THE TABLE ATTACHED
- PRODUCT SPEC: SEE PS-121201-001
- PACKAGING SPEC: SEE PK-121012-B22

LAST INSPECTION NUMBER USED 7



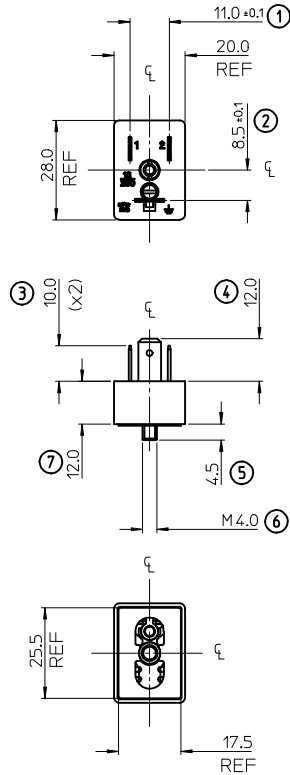
ITEM	DESCRIPTION
1	CENTRE SCREW
2	BASE
3	EARTH SCREW
4	GASKET

B222000N2**

SERIES _____
 B22= FORM A BASE SERIES
 POLES _____
 2= 2 POLE
 CURVED BASE DIAMETER _____
 000 = FLAT
 MATERIAL AND HOUSING COLOR _____
 G= PA6 GRAY, N= PA6 BLACK, W= PA6 BLACK V0
 GASKET & SCREWS _____
 1= NBR INTEGRATED GASKET & SCREWS
 2= NBR FLAT GASKET & SCREWS
 4= SILICON FLAT GASKET & SCREWS
 0= WITHOUT GASKET AND SCREWS
 ADDITIONAL CODES _____
 SA= UL LISTED

UPDATED GASKET EC NO: IFC2015-1945 DRAWN:DMAHER 2015/05/12 CHKD: CHIKO APPR:STGRUFFIN 2015/10/06	QUALITY SYMBOLS	GENERAL TOLERANCES (UNLESS SPECIFIED)	DIMENSION STYLE MM ONLY	SCALE 1:1	DESIGN UNITS METRIC	THIRD ANGLE PROJECTION	
	▽=0	4 PLACES ± --- ± ---	DRAWN BY DMAHER_WEU	DATE 2010/03/18	TITLE B22 SERIES BASES		
	▽=0	3 PLACES ± --- ± ---	CHECKED BY E FOLAN	DATE			
		2 PLACES ± 0.10 ± ---	APPROVED BY JWALLACE	DATE 2010/03/24	MATERIAL NO. _____		
	1 PLACE ± 0.20 ± ---	ANGULAR ± 2 °	MATERIAL NO. _____		DOCUMENT NO. _____		
		DRAFT WHERE APPLICABLE MUST REMAIN WITHIN DIMENSIONS	SEE TABLE		Molex MOLEX INCORPORATED		
			SIZE A 2		SD-121012-047		
			THIS DRAWING CONTAINS INFORMATION THAT IS PROPRIETARY TO MOLEX INCORPORATED AND SHOULD NOT BE USED WITHOUT WRITTEN PERMISSION				SHEET NO. 1 OF 1

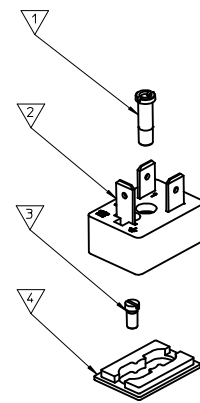
Part No	MPM Part No	DESCRIPTION
1210120046	B222000N1	BAS.RETT.222 NERA CN.FIX.
1210120047	B222000N2	PLATTE 2+ERDE 1-ZENTRAL
1210120048	B222000W2	BAS.222 NERA V0 CN.FIX.
1210120138	B222000N0	BAS RETT.222 NERA CN.FIX.
1210120176	B222000W2SA	BAS.222 NERA V0 CN.FIX. UL LISTED
1210120191	B222000W1SA	B222 UL94 V0 BLACK G13 GASKET UL



NOTES

- FOR SPECIFIC PART NUMBERS PLEASE CONTACT SALES OR CONSULT THE INTELLIGENT PART NUMBERS IN THE TABLE ATTACHED
- PRODUCT SPEC: SEE PS-121201-001
- PACKAGING SPEC: SEE PK-121012-B22

LAST INSPECTION NUMBER USED 7



ITEM	DESCRIPTION
1	CENTRE SCREW
2	BASE
3	EARTH SCREW
4	GASKET

B222000N2**

SERIES _____
 B22= FORM A BASE SERIES
 POLES _____
 2= 2 POLE
 CURVED BASE DIAMETER _____
 000 = FLAT
 MATERIAL AND HOUSING COLOR _____
 G= PA6 GRAY, N= PA6 BLACK, W= PA6 BLACK V0
 GASKET & SCREWS _____
 1= NBR INTEGRATED GASKET & SCREWS
 2= NBR FLAT GASKET & SCREWS
 4= SILICON FLAT GASKET & SCREWS
 0= WITHOUT GASKET AND SCREWS
 ADDITIONAL CODES _____
 SA= UL LISTED

UPDATED GASKET EC NO: IFC2015-1945 DRAWN:DMAHER 2015/05/12 CHKD: CHIKO APPR:STGRUFFIN 2015/10/06	QUALITY SYMBOLS	GENERAL TOLERANCES (UNLESS SPECIFIED)	DIMENSION STYLE MM ONLY	SCALE 1:1	DESIGN UNITS METRIC	THIRD ANGLE PROJECTION	
	▽=0	4 PLACES ± --- ± ---	DRAWN BY DMAHER_WEU	DATE 2010/03/18	TITLE B22 SERIES BASES		
	▽=0	3 PLACES ± --- ± ---	CHECKED BY E FOLAN	DATE			
		2 PLACES ± 0.10 ± ---	APPROVED BY JWALLACE	DATE 2010/03/24	MATERIAL NO. _____		
	1 PLACE ± 0.20 ± ---	ANGULAR ± 2 °	MATERIAL NO. _____		DOCUMENT NO. _____		
		DRAFT WHERE APPLICABLE MUST REMAIN WITHIN DIMENSIONS	SEE TABLE		Molex MOLEX INCORPORATED		
			SIZE A2		SD-121012-047		
			THIS DRAWING CONTAINS INFORMATION THAT IS PROPRIETARY TO MOLEX INCORPORATED AND SHOULD NOT BE USED WITHOUT WRITTEN PERMISSION				SHEET NO. 1 OF 1