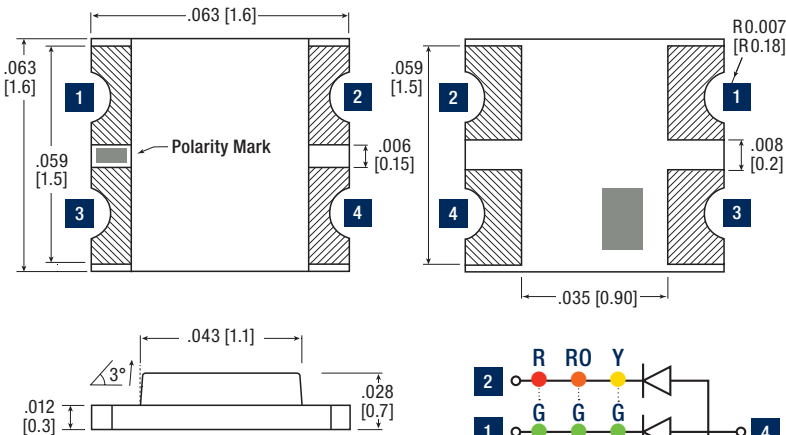


Dimensions

inches [mm]

Tolerance ± 0.2 mm unless otherwise noted

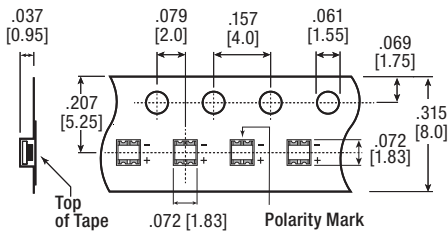
Package



Tape

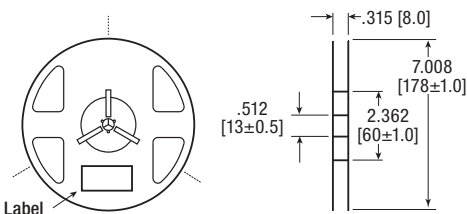
Tolerance ± 0.1 mm unless otherwise noted

Feed Direction \rightarrow



Reel

Tolerance ± 0.1 mm unless otherwise noted



Certifications & Ratings

- RoHS compliant

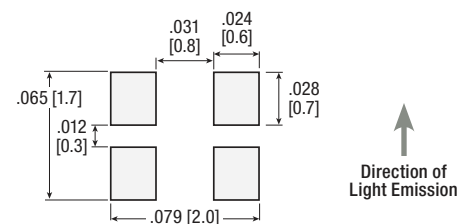
Features & Benefits

- Compatible with automatic placement equipment
- Packaged in 8 mm tape, 7" reel (4000 pcs/reel) and 20 per strip
- Meets EIA-481-1 pkg. std.

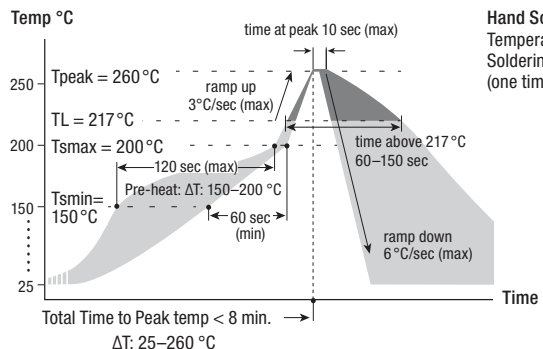
Part Number Guide

										RoHS Compliant		
										Packaging Option		
5	9	8	-	8	7	X	X	-	3	0	X	F
										2		20 pieces on tape
										7		7" reel 4000 pcs/reel

Soldering



Reflow Profile

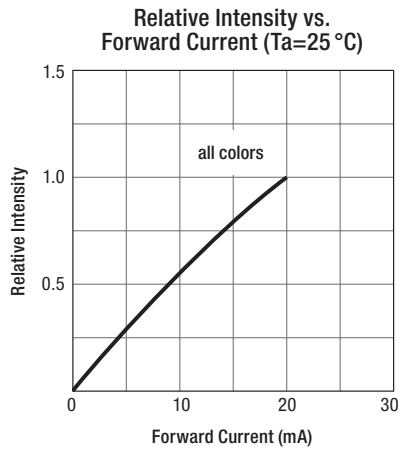
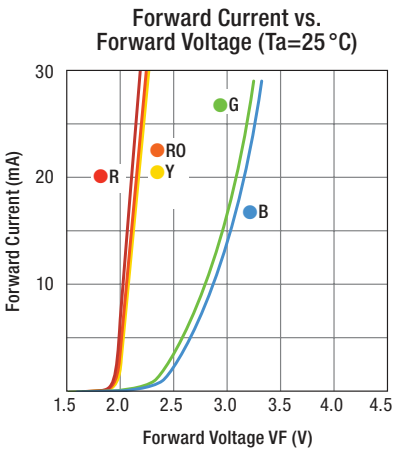


Hand Soldering
Temperature: 300°C max.
Soldering time: 3 sec max.
(one time only)



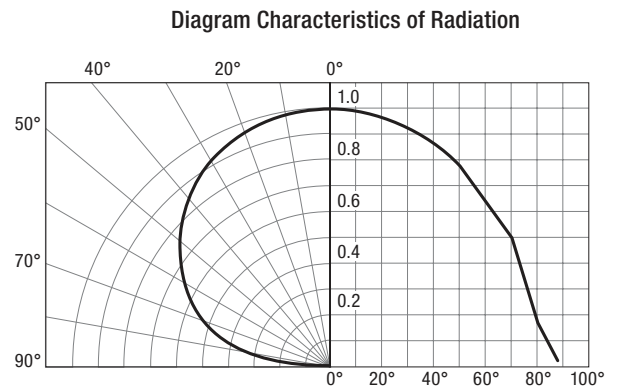
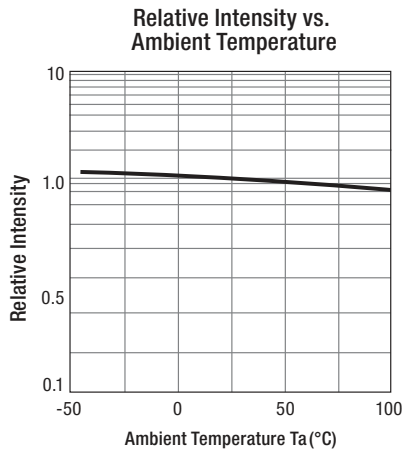
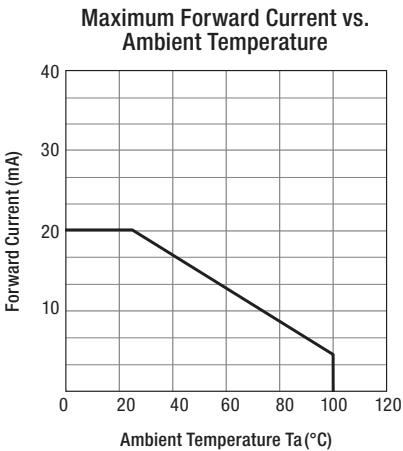
Electrical/Optical Characteristics

Dialight P/N		Emitted Color	Material	Lens Color	Luminous Intensity			Dominant Wavelength			Forward Voltage			Viewing Angle (°deg.)	Thermal Resistance (°C/W) Rth(j-s) If=20 ma	Reverse Current Intensity (µA) (Ir) VR=5V			
20-Piece Tape	7" Reel, 4000 pcs				Min	Typ	Max	Min	Typ	Max	Min	Typ	Max						
598-8710-302F	598-8710-307F	Red	AllnGaP	Non-Diffused	If = 20 ma												140	450	10
		Green	InGaN		35	67	100	625	630	640	1.8	2.1	2.4						
		Blue	InGaN		260	580	900	515	520	525	3.0	3.2	3.4						
598-8720-302F	598-8720-307F	Red-Orange	AllnGaP		60	160	260	465	470	475	3.0	3.2	3.4						
		Green	InGaN		70	135	200	620	625	630	1.8	2.1	2.4						
		Blue	InGaN		260	580	900	515	523	530	3.0	3.2	3.4						
598-8740-302F	598-8740-307F	Yellow	AllnGaP		90	175	260	465	470	475	3.0	3.2	3.4						
		Green	InGaN		70	135	200	585	590	595	1.8	2.1	2.4						
		Blue	InGaN		200	350	900	515	523	530	3.0	3.2	3.4						



Absolute Maximum Ratings @ Ts=25°C

Power Dissipation (mW)	48 R, RO & Y	68 G & B
Forward Current (mA)	20	
Reverse Voltage (V)	5	
Operating Temp (°C)	-40 to +100	
Storage Temp (°C)	-40 to +100	
Peak Pulse Fw Current (mA)	60	
Electrostatic Discharge (HBM) (V)	1000	
Junction Temp (°C)	105	



Dialight reserves the right to make changes at any time in order to supply the best product possible. The most current version of this document will always be available at: www.dialightsignalsandcomponents.com

Warranty Statement: Except for the warranty expressly provided for [herein/above/below], Dialight disclaims any and all other warranties, express or implied, including, without limitation, any warranties of merchantability, fitness for a particular purpose, title, and noninfringement.