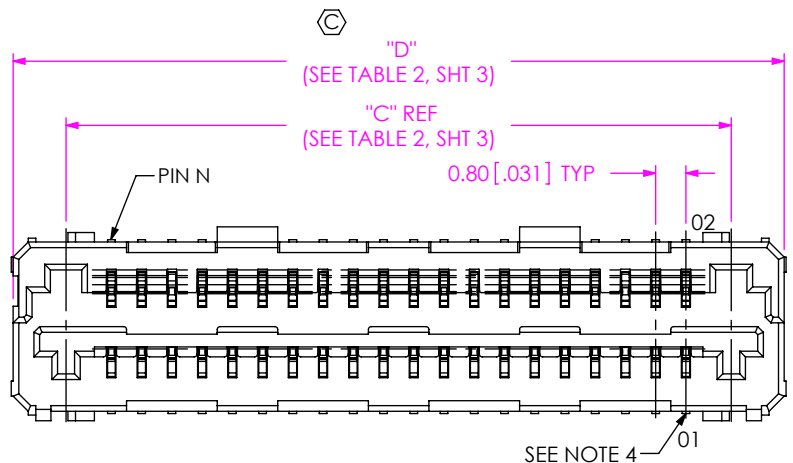


DO NOT SCALE FROM THIS PRINT

LSEM-1XX-XX.X-X-DV-A-X-XX-X-XR



No OF POSITIONS
 20,30,40,50

LEAD STYLE
 *-02.5
 -03.0
 -04.0
 -06.0

PLATING SPECIFICATION

- F: 3μ" OF AU IN THE CONTACT AREA, MATTE TIN ON TAIL
- L: 10μ" OF AU IN THE CONTACT AREA, MATTE TIN ON TAIL
- S: 30μ" OF AU IN THE CONTACT AREA, MATTE TIN ON TAIL (NOT AVAILABLE ON 02.5 LEAD STYLE)
- H: 30μ" OF AU IN THE CONTACT AREA AND 3μ" OF AU ON TAIL

TAIL OPTION
 DV: DUAL VERTICAL

TAPE & REEL (SEE NOTES 8 & 9)
 -TR: TAPE & REEL
 -FR: FULL REEL QTY TAPE & REEL

PICK & PLACE OPTION
 -K: POLYIMIDE FILM (USE K-DOT-217-.313-.005) (SEE FIG 3, SHT 3)

OPTION
 *-WT: WELD TAB (USE WT-36-XX-T, SEE FIG 4, SHT 3) (NOT AVAILABLE WITH *-S)

SHIELD
 **S: WITH SHIELD (NOT AVAILABLE WITH *-WT) (ONLY AVAILABLE ON -03.0 LEAD STYLE AND 20, 40 POS)
 -N: NO SHIELD

-A: ALIGNMENT PIN * = NOT TOOLED
 ** = ASO ONLY

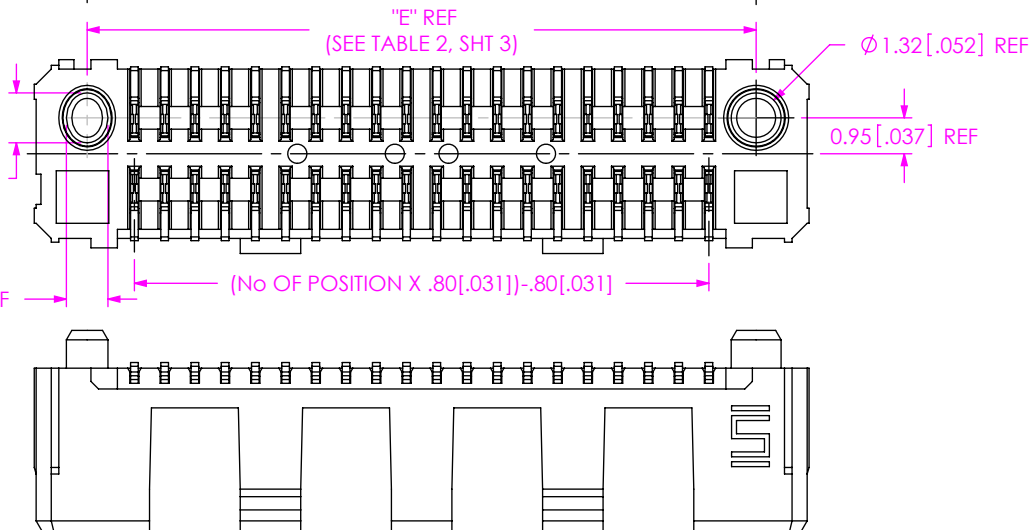
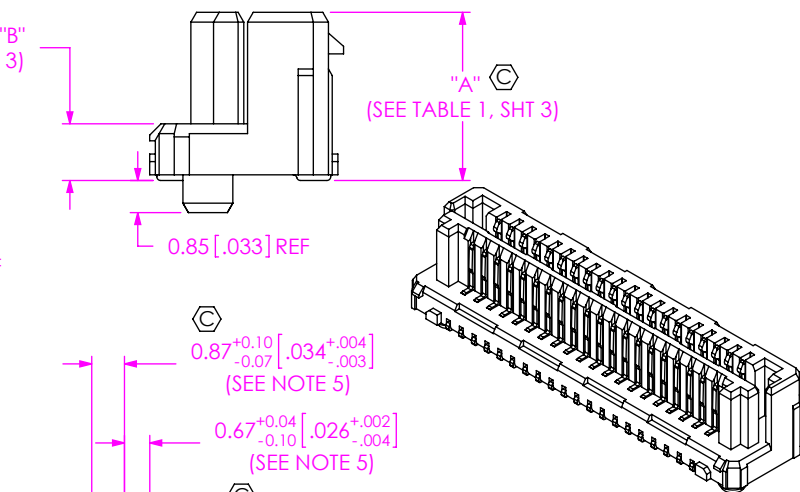
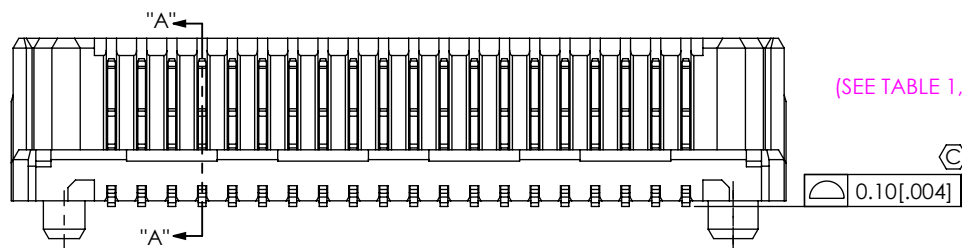


TABLE 5 REF			
STACK HEIGHT			
LSTM LEAD STYLE	-03.0	-04.0	-06.0
-03.0	6.0MM		
-04.0	7.0MM	8.0MM	
-06.0	9.0MM	10.0MM	12.0MM

FIG 1 (LSEM-1XX-XX.X-X-DV-A-N-XX SHOWN)

NOTES:

1. Ⓢ REPRESENTS A CRITICAL DIMENSION.
2. BREAKOFF BURR ALLOWANCE 0.054 [.0021].
3. MINIMUM PUSHOUT FORCE; TERMINALS: 2.22 N [.5 LBS), CONTACTS: 2.22 N [.5 LBS)].
4. WHEN MATING WITH ANOTHER LSEM-DV, 01 WILL MATE WITH CONTACT 02 ON MATING CONNECTOR. WHEN MATING WITH A LSEM-DH, PIN 01 WILL MATE WITH PIN N, WHERE N = TOTAL NUMBER OF POSITIONS.
5. MEASURE FROM TOP OF VERTICAL WALL.
6. NOTE DELETED.
7. FOR APPLICATIONS REQUIRING TWO OR MORE CONNECTORS PER BOARD, CONTACT IPG@SAMTEC.COM.
8. ORDERS WILL BE PACKAGED ACCORDING TO THE SAMTEC PACKAGING EFFICIENCY STANDARDS (SPES) FOUND ON WWW.SAMTEC.COM.
9. ATTACH LABEL -4X2 TO EACH REEL.

UNLESS OTHERWISE SPECIFIED, DIMENSIONS ARE IN MILLIMETERS(INCHES).
 TOLERANCES ARE:
 DECIMALS ANGLES
 X.X: ±0.3 [.01]
 X.XX: ±0.13 [.005]
 X.XXX: ±0.051 [.0020]

PROPRIETARY NOTE
 THIS DOCUMENT CONTAINS CONFIDENTIAL AND PROPRIETARY INFORMATION AND ALL DESIGN, MANUFACTURING, REPRODUCTION, USE, PATENT RIGHTS AND SALES RIGHTS ARE EXPRESSLY RESERVED BY SAMTEC, INC. THIS DOCUMENT SHALL NOT BE DISCLOSED, IN WHOLE OR PART, TO ANY UNAUTHORIZED PERSON OR ENTITY NOR REPRODUCED, TRANSFERRED OR INCORPORATED IN ANY OTHER PROJECT IN ANY MANNER WITHOUT THE EXPRESS WRITTEN CONSENT OF SAMTEC, INC.

MATERIAL: DO NOT SCALE DRAWING
 INSULATOR: BLACK LCP, UL 94 V0
 CONTACT OR TERMINAL: PHOS BRONZE
 SHIELD: STAINLESS STEEL

SHEET SCALE: 5:1



520 PARK EAST BLVD, NEW ALBANY, IN 47150
 PHONE: 812-944-6733 FAX: 812-948-5047
 e-Mail info@SAMTEC.com code 55322

DESCRIPTION:
 0.8mm PITCH TERMINAL/SOCKET COMBO
 DWG. NO.
 LSEM-1XX-XX.X-X-DV-A-X-XX-X-XR
 BY: CHADP 04/01/2009 SHEET 1 OF 3

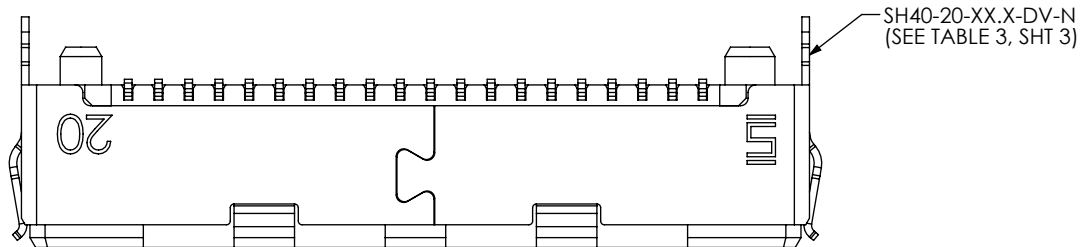
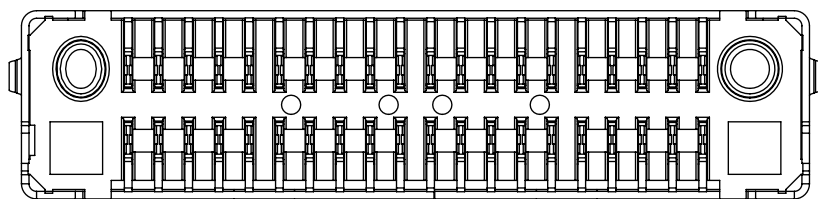
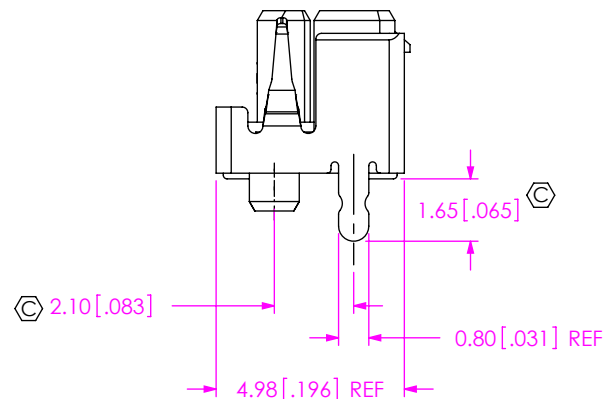
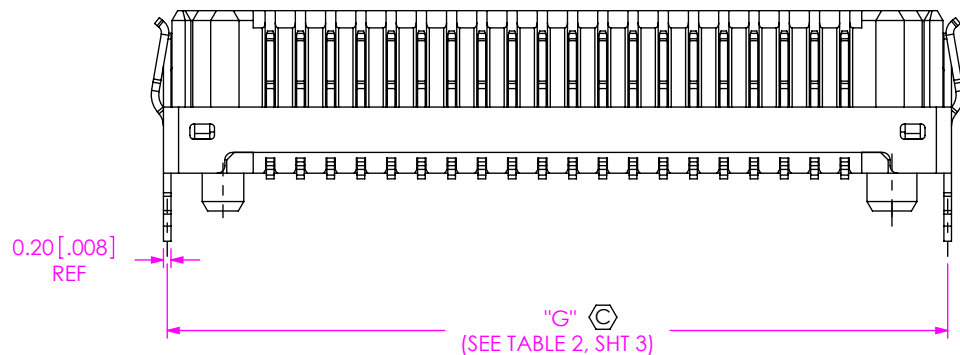
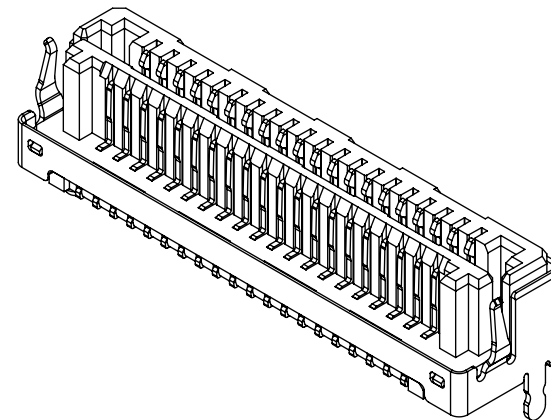
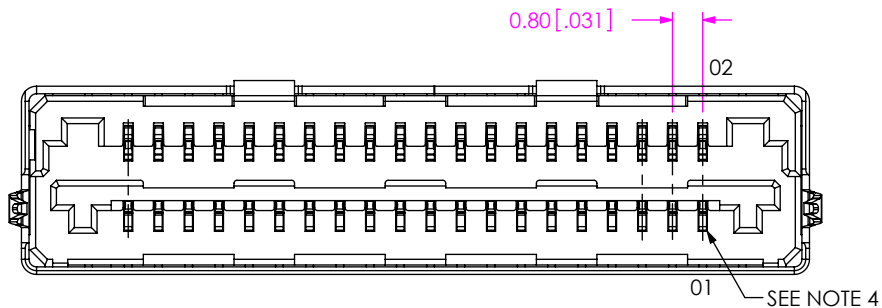


FIG 2 -S OPTION
LSEM-1XX-XX.X-X-DV-A-S SHOWN
(SAME AS FIG1 DIFFERENT AS SHOWN)

PROPRIETARY NOTE
THIS DOCUMENT CONTAINS CONFIDENTIAL AND PROPRIETARY INFORMATION AND ALL DESIGN, MANUFACTURING, REPRODUCTION, USE, PATENT RIGHTS AND SALES RIGHTS ARE EXPRESSLY RESERVED BY SAMTEC, INC. THIS DOCUMENT SHALL NOT BE DISCLOSED, IN WHOLE OR PART, TO ANY UNAUTHORIZED PERSON OR ENTITY NOR REPRODUCED, TRANSFERRED OR INCORPORATED IN ANY OTHER PROJECT IN ANY MANNER WITHOUT THE EXPRESS WRITTEN CONSENT OF SAMTEC, INC.

DO NOT SCALE DRAWING
SHEET SCALE: 5:1



520 PARK EAST BLVD., NEW ALBANY, IN 47150
PHONE: 812-944-6733 FAX: 812-948-5047
e-Mail info@SAMTEC.com code 55322

DESCRIPTION:
0.8mm PITCH TERMINAL/SOCKET COMBO

DWG. NO.
LSEM-1XX-XX.X-X-DV-A-X-XX-XR

BY: CHADP 04/01/2009 SHEET 2 OF 3

TABLE 2							
No OF POS	"C"	"D"	"E"	"G"	"H"	"L"	"M"
-20	17.60 [0.693]	20.40 [0.803]	17.70 [0.697]	20.65 [0.813]	7.48 [0.294]	23.36 [0.920]	21.72 [0.855]
-30	25.60 [1.008]	28.40 [1.118]	25.70 [1.012]	28.65 [1.128]	11.48 [0.452]	31.36 [1.235]	29.72 [1.170]
-40	33.60 [1.323]	36.40 [1.433]	33.70 [1.327]	36.65 [1.443]	15.48 [0.609]	39.36 [1.550]	37.72 [1.485]
-50	41.60 [1.638]	44.40 [1.748]	41.70 [1.642]	44.65 [1.758]	19.48 [0.767]	47.36 [1.865]	45.72 [1.800]

TABLE 3				
LEAD STYLE	BODY	CONTACT	SHIELD	
-02.5	LSEM-XX-02.5-DV-A	C-261-01-X	-N	N/A
			-S	SH40-XX-02.5-DV-N
-03.0	LSEM-XX-03.0-DV-A	C-185-01-X	-N	N/A
			-S	SH40-XX-03.0-DV-N
-04.0	LSEM-XX-04.0-DV-A	C-185-03-X	-N	N/A
			-S	SH40-XX-04.0-DV-N
-06.0	LSEM-XX-06.0-DV-A	C-185-02-X	-N	N/A
			-S	SH40-XX-06.0-DV-N

TABLE 1				
STYLE	"A"	"B"	"K"	"N"
-02.5	3.95 [0.156]	1.00 [0.039]	4.08 [0.161]	0.09 [0.004]
-03.0	4.45 [0.175]	1.50 [0.059]	4.58 [0.180]	0.59 [0.023]
-04.0	5.45 [0.215]	2.50 [0.098]	5.58 [0.220]	0.31 [0.012]
-06.0	7.45 [0.293]	4.50 [0.177]	7.58 [0.298]	0.50 [0.020]

TABLE 4	
STYLE	WELD TAB
-02.5	WT-36-06-T
-03.0	WT-36-06-T
-04.0	WT-36-01-T
-06.0	WT-36-03-T

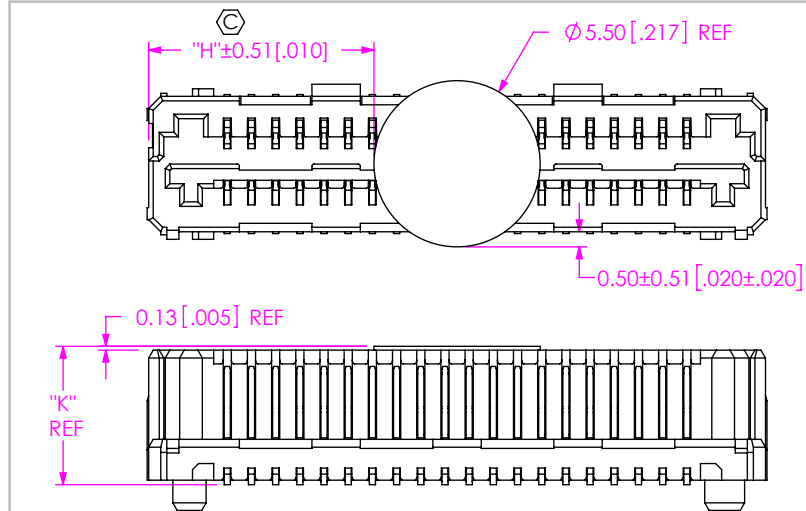


FIG 3 -K OPTION
LSEM-120-03.0-X-DV-A-N-K SHOWN
(SAME AS FIG 2 DIFFERENT AS SHOWN)

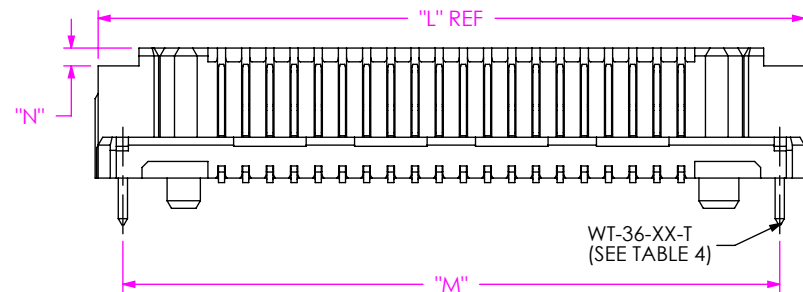


FIG 4 -WT OPTION
LSEM-1XX-XX.X-X-DV-A-N-WT SHOWN
(SAME AS FIG 1 DIFFERENT AS SHOWN)

• PROPRIETARY NOTE •
THIS DOCUMENT CONTAINS CONFIDENTIAL AND PROPRIETARY INFORMATION AND ALL DESIGN, MANUFACTURING, REPRODUCTION, USE, PATENT RIGHTS AND SALES RIGHTS ARE EXPRESSLY RESERVED BY SAMTEC, INC. THIS DOCUMENT SHALL NOT BE DISCLOSED, IN WHOLE OR PART, TO ANY UNAUTHORIZED PERSON OR ENTITY NOR REPRODUCED, TRANSFERRED OR INCORPORATED IN ANY OTHER PROJECT IN ANY MANNER WITHOUT THE EXPRESS WRITTEN CONSENT OF SAMTEC, INC.

samtec

520 PARK EAST BLVD, NEW ALBANY, IN 47150
PHONE: 812-944-6733 FAX: 812-948-5047
e-Mail info@SAMTEC.com code 55322

DESCRIPTION:
0.8mm PITCH TERMINAL/SOCKET COMBO

DWG. NO.
LSEM-1XX-XX.X-X-DV-A-X-XX-X-XR

BY: CHADP 04/01/2009 SHEET 3 OF 3

DO NOT SCALE DRAWING
SHEET SCALE: 4:1