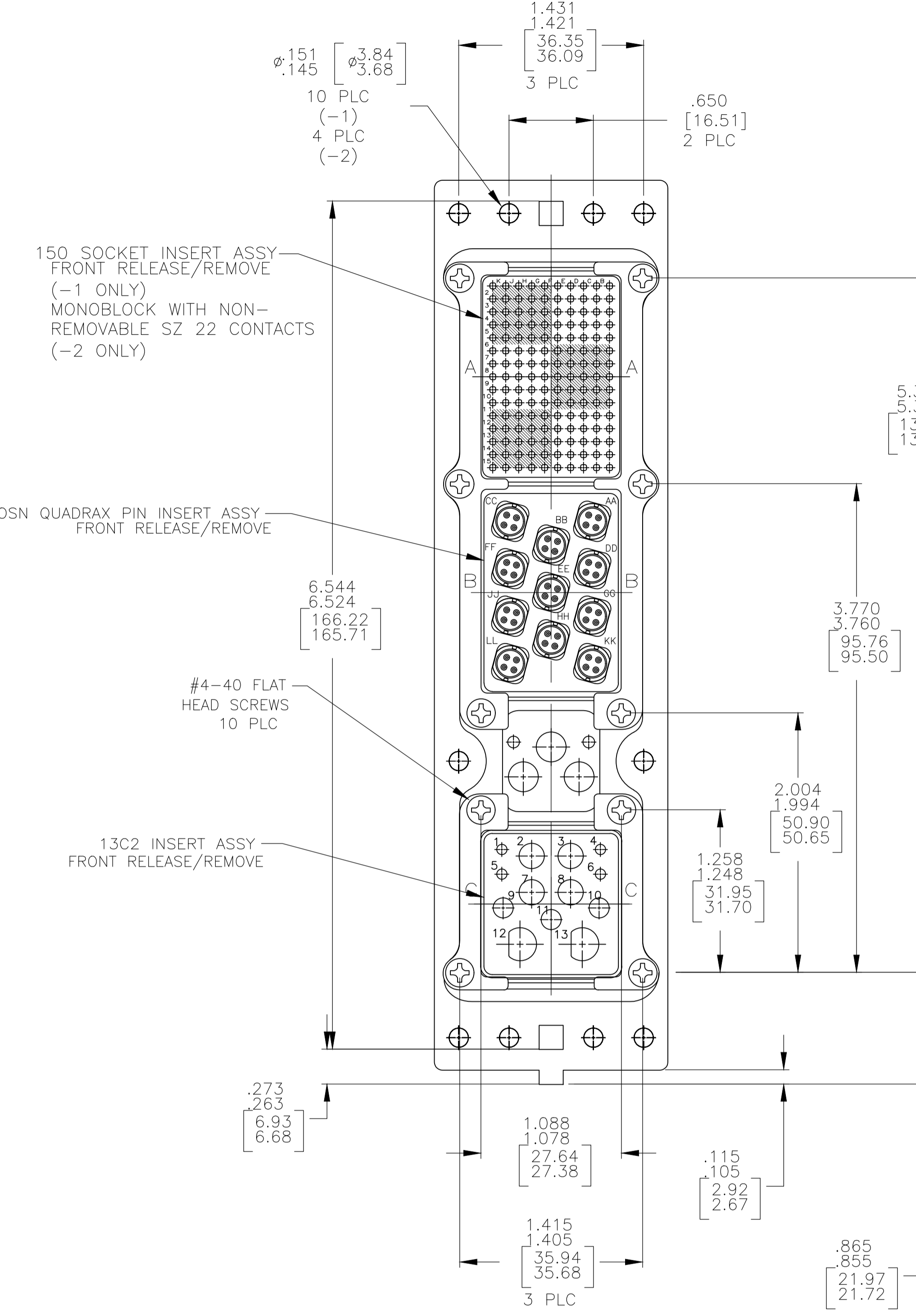
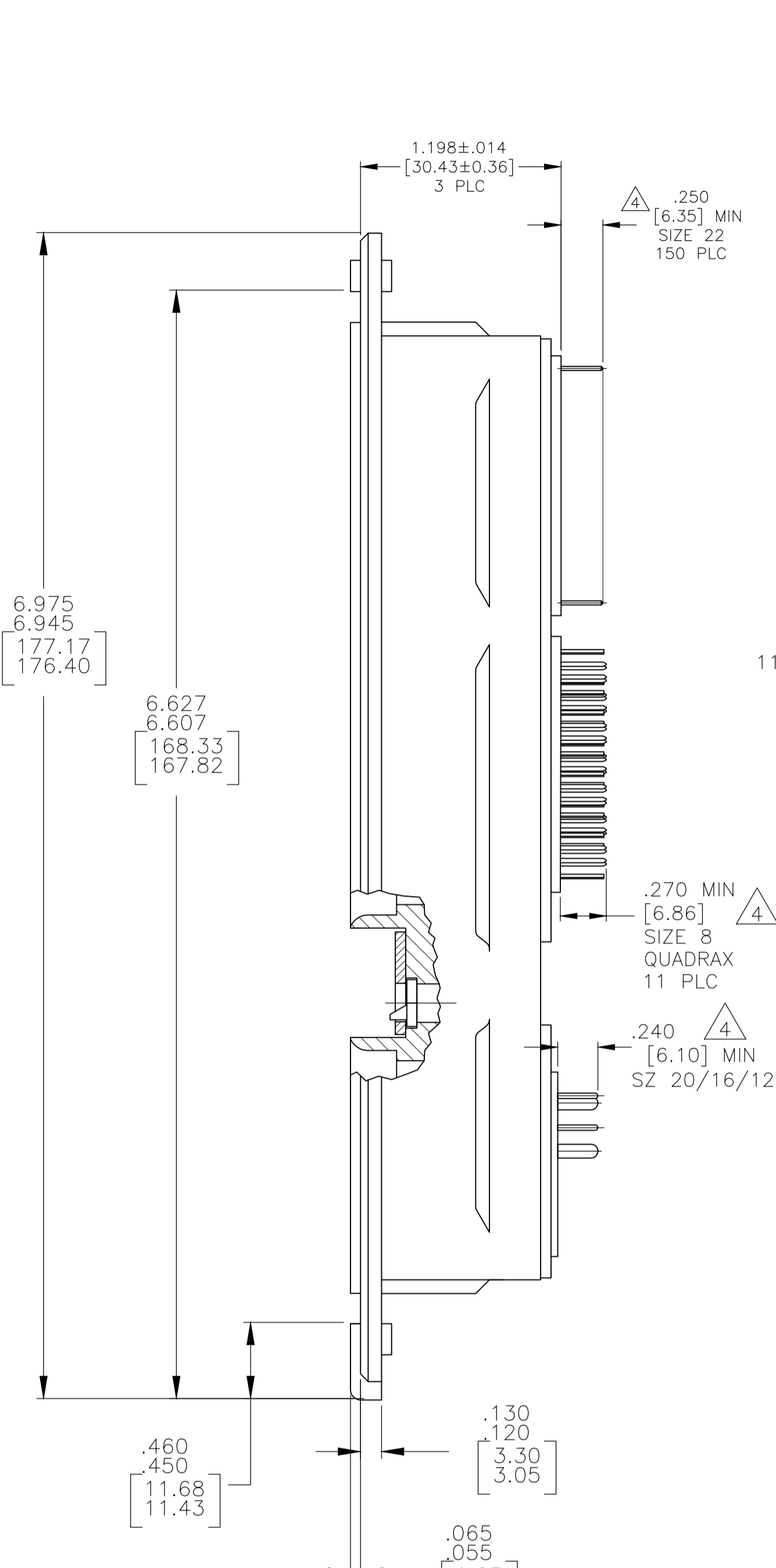
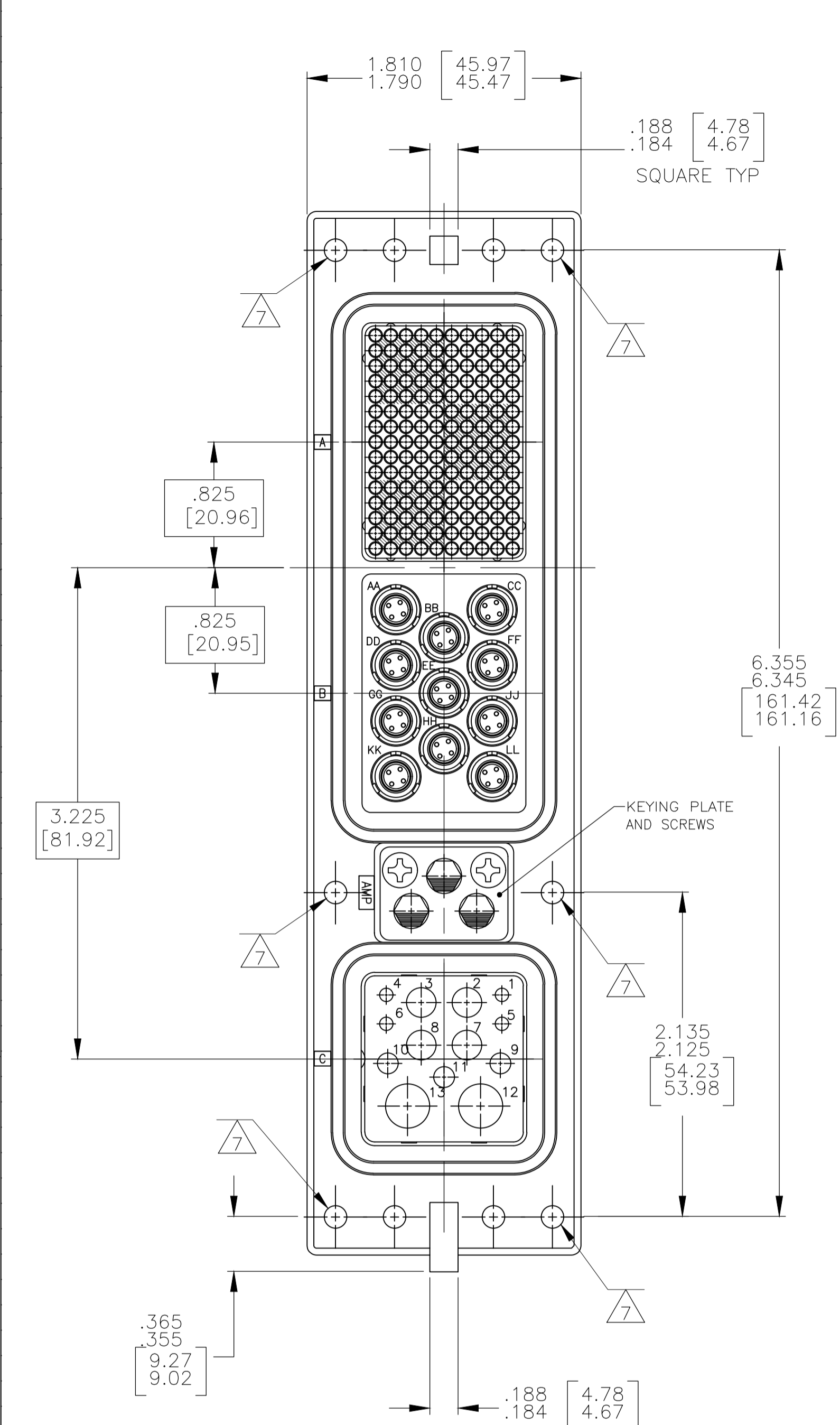


REVISIONS					
P	LTR	DESCRIPTION	DATE	DMN	APVD
D	REV PER ECO	18-011575	7-23-18	CT	RL



- CONTACTS LOADED IN POSITIONS #1 THRU 150
- CONTACTS LOADED IN POSITIONS #1 THRU 11
- CONTACTS LOADED IN POSITIONS #1, 7 & 8  
ALL OTHER HAVE FILLER PLUGS

SELECT LOAD DETAIL

1. CONNECTOR DIMENSIONS ARE PER ARINC 600 SPECIFICATION.
2. DUST COVER IS INSTALLED FOR SHIPPING.
3. KEYING SHOWN IN POSITION "01" FOR ILLUSTRATION ONLY. CONNECTORS SHIPPED WITH KEYING INSTALLED IN POSITION PER TABLE. FOR POSITION "00" KEYING HARDWARE SHIPPED UNASSEMBLED.
4. WITH CONTACT FULLY SEATED IN CAVITY.
5. CONTACTS NOT SHOWN IN FRONT & REAR VIEWS FOR CLARITY, EXCEPT SIZE 8 QUADRAX.
6. FOLLOWING CONTACTS & FILLER PLUGS ARE INCLUDED AND LOADED: (-1 ONLY)
  - MODULE A; P/N 211431-4; SIZE 22 POSTED SOCKET CONTACT; QTY = 150.
  - MODULE B; P/N 1445626-4; SIZE 8 POSTED QUADRAX CONTACT; QTY = 11
  - MODULE C; P/N 1-448138-2; SIZE 20 POSTED PIN CONTACT; QTY = 1 LOADED IN POSITION 1.
  - P/N 1663767-2; SIZE 20 FILLER PLUG; QTY = 3 LOADED IN POSITION 4, 5 & 6.
  - P/N 1663767-3; SIZE 16 FILLER PLUG; QTY = 3 LOADED IN POSITION 9, 10 & 11.
  - P/N 1-448140-8; SIZE 12 POSTED PIN CONTACT; QTY = 2 LOADED IN POSITION 7 & 8.
  - P/N 1663767-4; SIZE 12 FILLER PLUG; QTY = 2 LOADED IN POSITION 2 & 3.
  - P/N 1484205-1; SIZE 5 FILLER PLUG; QTY = 2
7. FOLLOWING CONTACTS & FILLER PLUGS ARE INCLUDED AND LOADED: (-2 ONLY)
  - MODULE A; SIZE 22 NON-REMOVABLE SOCKET CONTACTS; QTY = 150.
  - MODULE B: SAME AS -1
  - MODULE C: SAME AS -1
8. 6-32 CLINCH NUTS INSTALLED IN THESE HOLES. (-2 ONLY). PART SHALL MEET THE REQUIREMENTS OF NASM45938/7-4.

COMPONENT	MATERIAL	FINISH
SHELL	DIE CAST ALUMINUM PER ASTM-B-85	ELECTROLESS NICKEL PER MIL-C-26074
RETENTION PLATES	ALUMINUM ALLOY PER ASTM-B-209	ELECTROLESS NICKEL PER MIL-C-26074
SCREWS AND LOCKWASHERS	STEEL OR STAINLESS STEEL	CHROMATE OVER ZINC OR PASSIVATED
POLARIZING KEYS	ZINC ALLOY PER ASTM-B-86	-
POLARIZING KEY RETAINING PLATE	ALUMINUM ALLOY PER ASTM-B-209	BLUE ANODIZED PER MIL-A-8625
11Q11 INSERT	ALUMINUM ALLOY	ELECTROLESS NICKEL PER MIL-C-26074
150 & 13Q2 INSERTS	THERMOSET OR PPS	-

THIS DRAWING IS A CONTROLLED DOCUMENT.

DIMENSIONS: INCHES

TOLERANCES UNLESS OTHERWISE SPECIFIED:

0 PLC	± .005
1 PLC	± .005
2 PLC	± .01 [0.3]
3 PLC	± .005 [0.13]
4 PLC	± .005
ANGLES	± .1

MATERIAL: SEE TABLE

FINISH: SEE TABLE

DIN	C.C.THOMAS	4-8-09
CHK	K.THACKSTON	4-9-09
APVD	K.THACKSTON	4-9-09
PRODUCT SPEC		
APPLICATION SPEC		
WEIGHT	0.000000	
CUSTOMER DRAWING	A1 00779	C=2101300

RCPT ASSY, SIZE 2, ARINC 600 (150/11Q11/13Q2) WITH QUADRAX CONTACTS

SCALE: 3:2 SHEET 1 OF 1 REV D

"01"	2101300-2
"01"	2101300-1
KEYING POSITION	PART NUMBER