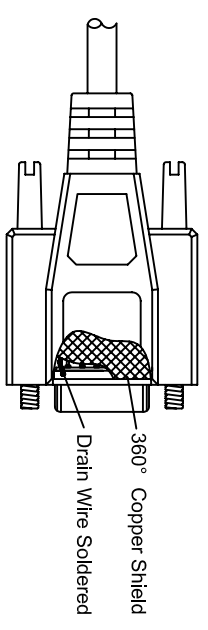
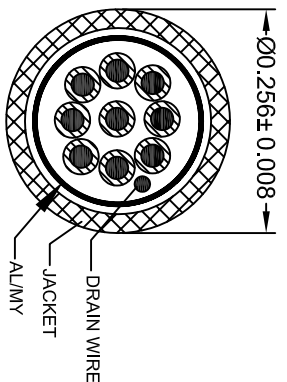
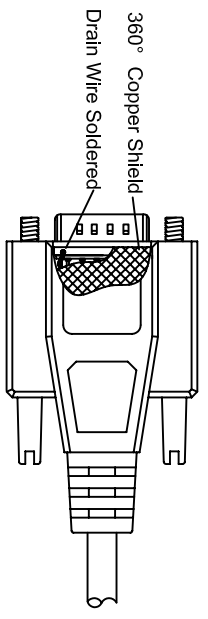
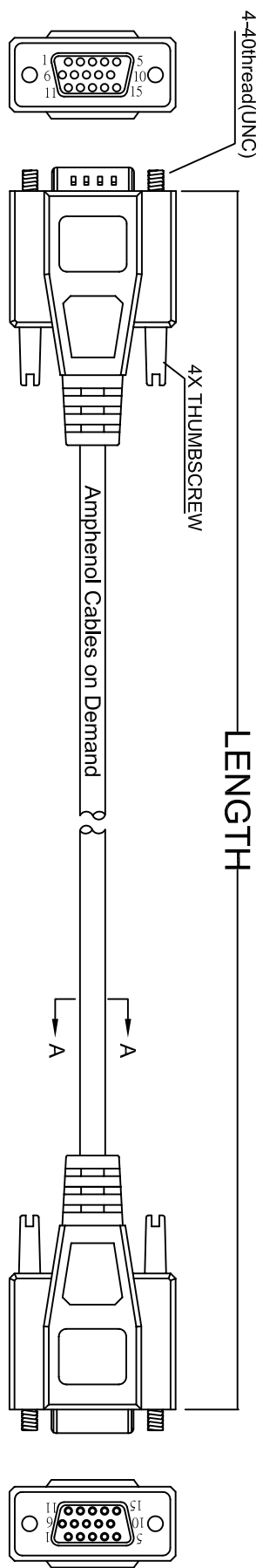


THE INFORMATION CONTAINED IN THIS DRAWING IS THE SOLE PROPERTY OF AMPHENOL CABLES ON DEMAND. ANY REPRODUCTION OR DISCLOSURE TO THIRD PARTIES, IN PART OR WHOLE, WITHOUT THE EXPRESS WRITTEN PERMISSION OF AMPHENOL CABLES ON DEMAND IS PROHIBITED.

REV.	DESCRIPTION	DATE	APPROVED
A	NEW RELEASE	07/23/06	
A1	Change Part Number	17/11/06	



LENGTH & P/N Table

LENGTH	P/N	Cable Color
2.5FT ± 1 inch	CS-DSDHDD15MF0-002.5	GREY
5FT ± 2 inch	CS-DSDHDD15MF0-005	GREY
7.5FT ± 2 inch	CS-DSDHDD15MF0-007.5	GREY
10FT ± 3 inch	CS-DSDHDD15MF0-010	GREY
15FT ± 3 inch	CS-DSDHDD15MF0-015	GREY
25FT ± 4 inch	CS-DSDHDD15MF0-025	GREY

PIN OUT: 1 TO 1	
Male	Female
PIN1	PIN1
PIN2	PIN2
PIN3	PIN3
PIN4	PIN4
PIN5	PIN5
PIN6	PIN6
PIN7	PIN7
PIN8	PIN8
PIN9	PIN9
PIN10	PIN10
PIN11	PIN11
PIN12	PIN12
PIN13	PIN13
PIN14	PIN14
PIN15	PIN15
SHIELD	SHIELD



UNLESS OTHERWISE SPECIFIED DIMENSIONS ARE IN INCHES TOLERANCES ARE:		FAIR NO.	
DECIMALS	±.XX	APPROVALS	DATE
ANGLES	±.X°	LF	17/11/06
X	±.XX	CHECKED	BA
XX	±.XXX	RESP ENG	17/11/06
XXX	±.XXX		
THIRD ANGLE PROJECTION		SIZE DWG. NO.	
		A	CS-DSDHDD15MF0-XXX
AMPHENOL CABLES ON DEMAND 20 VALLEY ST. ENID/COTT. NY 13760		REV. A1	
ASM CBL Deluxe High Density 15PIN D-Sub MF		SCALE SHEET OF	