© – TE Connectivity. All Rights Reserved.

| REVISIONS | | | | | |
|---|---|---|---|---|---|
| P | LTR | DESCRIPTION | DATE | DWN | APVD |
| | BG | ECO-20-004897 | 24AUG2020 | SB | JB |

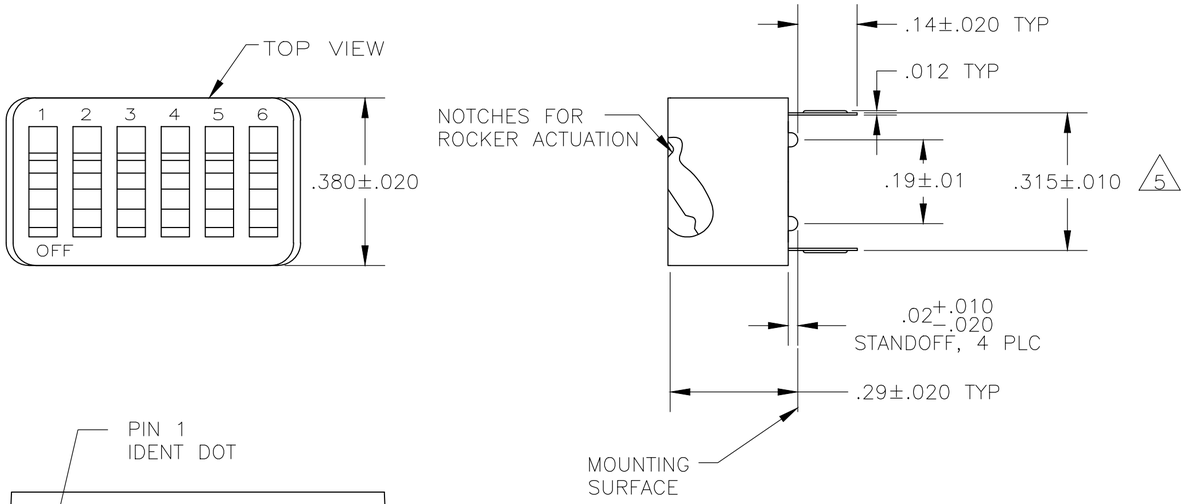


1. FOR ADDITIONAL SPECIFICATIONS SEE AMP PRODUCT SPEC 108-7519.
2. SWITCH SHOWN IN OPEN POSITION.
3. ALL CHARACTERS AND ROCKERS ARE WHITE, HOUSING IS BLACK.
4. LASER MARKING WILL VARY ON 2 & 3 POSITION SIDES DUE TO SPACE RESTRICTIONS.

5. .315 DIMENSION APPLIES AT TERMINAL TIPS. TERMINALS ARE $.300^{+.010}_{-.000}$ AT MOUNTING SURFACE.

6. ALL MATERIALS AND FINISHES SHALL COMPLY WITH EU DIRECTIVE 2002/95/EC OF 27JAN2003 (ROHS).

7. OBSOLETE PARTS: OBSOLETE CIS STREAMLINING PER D.RENAUD/D.SINISI

8 MARKS WILL BE ADDED BY LASER MARK PROCESS.

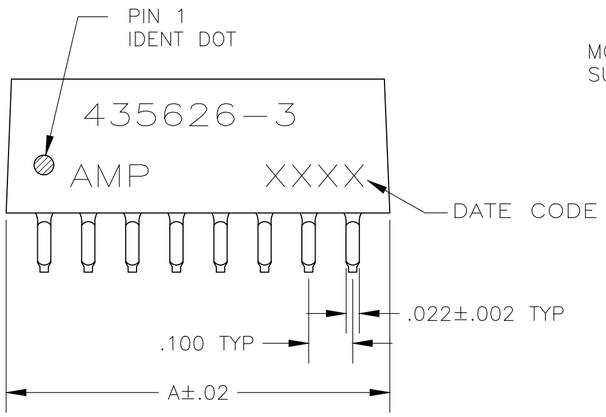


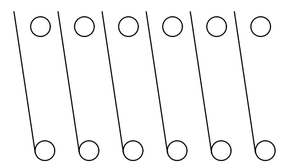

CONTACT ARRANGEMENT

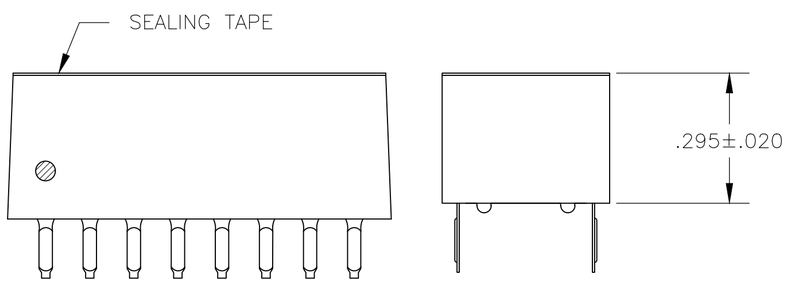


FIG 1

| | TOP MARKING | STEELING TAPE | A | NO. OF POSN. | PART NO. |
|---|---|---|---|---|---|
| 7 OBSOLETE | AS SHOWN | FIG 1 | ~~1.08~~ | ~~10~~ | ~~9-435626-4~~ |
| | | | .88 | 8 | 9-435626-2 |
| 7 OBSOLETE | | | ~~.78~~ | ~~7~~ | ~~9-435626-1~~ |
| | | | .68 | 6 | 9-435626-0 |
| | | | .48 | 4 | 8-435626-8 |
| OBSOLETE | | | ~~.38~~ | ~~3~~ | ~~8-435626-7~~ |
| | | | .28 | 2 | 8-435626-6 |
| | | | .88 | 8 | 5-435626-5 |
| | | | .58 | 5 | 5-435626-2 |
| OBSOLETE | | | ~~.48~~ | ~~4~~ | ~~5-435626-1~~ |
| OBSOLETE | | | | | 4-435626-9 |
| SURESEDED | | | 1.28 | 12 | 4-435626-6 |
| | | | 1.08 | 10 | 4-435626-4 |
| SUPERSEDED BY 2-435668-9 | | | .98 | 9 | 4-435626-3 |
| | | | .88 | 8 | 4-435626-2 |
| 7 OBSOLETE | | | ~~.78~~ | ~~7~~ | ~~4-435626-1~~ |
| | | | .68 | 6 | 4-435626-0 |
| SURESEDED | | | .58 | 5 | 3-435626-9 |
| | | | .48 | 4 | 3-435626-8 |
| 7 OBSOLETE | | | ~~.38~~ | ~~3~~ | ~~3-435626-7~~ |
| OBSOLETE | | | ~~.28~~ | ~~2~~ | ~~3-435626-6~~ |
| OBSOLETE | | | .28 | 2 | 1-435626-9 |
| SUPERSEDED | | | 1.08 | 10 | 435626-7 |
| | | | .88 | 8 | 435626-5 |
| SUPERSEDED BY 2-435668-7 | | | .78 | 7 | 435626-4 |
| SUPERSEDED BY 435668-5 | | | .68 | 6 | 435626-3 |
| | | | .58 | 5 | 435626-2 |
| 435626-3 SHOWN | | | .48 | 4 | 435626-1 |

435626

THIS DRAWING IS A CONTROLLED DOCUMENT.

DIMENSIONS: INCHES

TOLERANCES UNLESS OTHERWISE SPECIFIED:
0 PLC ± –
1 PLC ± –
2 PLC ± –
3 PLC ± .005
4 PLC ± –
ANGLES ± –

MATERIAL
HOUSING & ROCKERS: POLYESTER
CONTACTS: BERYLLIUM COPPER

FINISH
CONTACTS: PLATED .000030 MIN GOLD IN CONTACT AREA OVER .000050 MIN NICKEL

DWN R.TALLEY 1-2-90
CHK R.MILLER 1-3-90
APVD H.LEITER 1-3-90
PRODUCT SPEC —
APPLICATION SPEC —
WEIGHT —

TE Connectivity

NAME
SWITCH ASSY, DIP, TYPE C, 7000 SERIES, SPST, LOW PROFILE

| SIZE | CAGE CODE | DRAWING NO | RESTRICTED TO |
|---|---|---|---|
| A2 | 00779 | C-435626 | — |

CUSTOMER DRAWING | SCALE 4:1 | SHEET 1 OF 1 | REV BG

1471-9 (1/15)