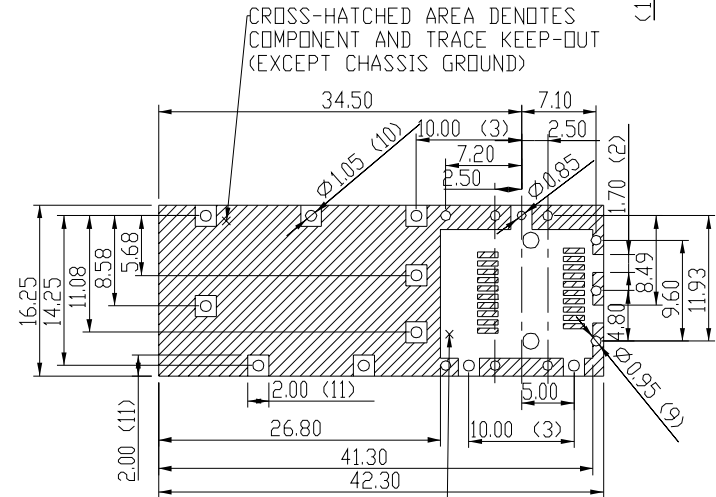
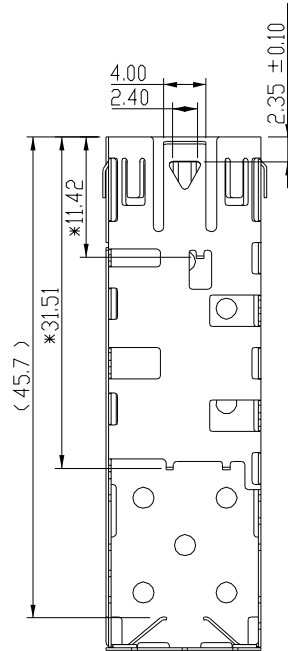
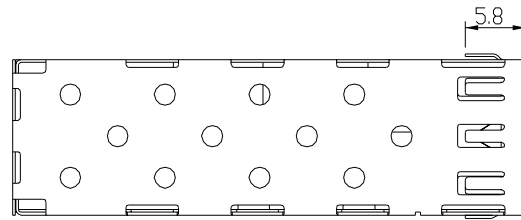


SCALE 1:1



CROSS-HATCHED AREA DENOTES COMPONENT AND TRACE KEEP-OUT (EXCEPT CHASSIS GROUND)

THIS AREA DENOTES COMPONENT KEEP-OUT (TRACES ALLOWED)
PCB LAYOUT THICKNESS=3.0mm (TOP VIEW)

NOTE:
MECHANICAL:
SHIELD(CAGE) MATERIAL:
1. THICKNESS=0.25mm, COPPER ALLOY.
2. PLATED : NICKEL 50u"~110u"
3. RoHS COMPLIANT.

PART NUMBER
E81M0-WCYF8B-L

DETACHED LISTS	MM (INCH)	RoHS Compliant	Pulse A TECHNITROL COMPANY	
	TOLERANCES EXCEPT AS NOTED	TITLE		
	MM	SFP GAGE		
	0 ± 0.2	DF TO Cathy		
	.00 ± 0.15	DRAWING NO. CE813A35-LA		
	.000 ± 0.075	DATE 08/10/2006		
	ANGLES ± 0.5	/PART NO. SEE TABLE		
		SCALE : 2:1		SIZE A3
		DO NOT SCALE DRAWING		REV 0
		SHEET 1		OF 1