

XCSE7313

Safety switch, Telemecanique Safety switches XCS, metal XCSE, 2NC+1 NO, slow break, 2 entries tapped 1/2" NPT, 24 V



Main

Range of Product	Telemecanique Safety switches XCS
Product or Component Type	Safety switch
Component name	XCSE
Design	Rectangular
Material	Metal
Head type	Key operated turret head
Contacts type and composition	2 NC + 1 NO
Contact operation	Slow-break, break before make
Solenoid contacts type and composition	1 NC + 1 NO slow-break, simultaneous)
Cable entry	2 entries tapped 1/2" NPT
Electromagnet interlocking	Locking on de-energisation and unlocking on energisation of solenoid
[Us] solenoid rate and supply voltage	24/48 V
Electrical connection	Terminal 1 x 0.5...2 x 1.5 mm ² with or without cable end
Number of poles	3
Locking options description	With interlocking, locking by solenoid
Local signalling	For guard open/guard closed and locked 2 LEDs (green or orange)
Signalling circuit voltage	24/48 V 20...52 V)

Complementary

Positive opening	With NC contact
Supply voltage type	AC/DC
Supply frequency	50/60 Hz
Load factor	1
Power consumption in VA	10 VA inrush 10 VA sealed
Signalling circuit type	AC/DC
Signalling circuit consumption	7 mA
Mechanical durability	1000000 cycles
Minimum actuation speed	0.03 ft/s (0.01 m/s)
Maximum actuation speed	1.64 ft/s (0.5 m/s)
[Ie] rated operational current	0.55 A 125 V, DC-13, Q300 EN/IEC 60947-5-1 0.27 A 250 V, DC-13, Q300 EN/IEC 60947-5-1 3 A 120 V, AC-15, B300 EN/IEC 60947-5-1 1.5 A 240 V, AC-15, B300 EN/IEC 60947-5-1
[Ithe] conventional enclosed thermal current	6 A
[Ui] rated insulation voltage	50 V EN/IEC 60947-1 signalling circuit
[Uimp] rated impulse withstand voltage	6 kV EN/IEC 60947-5-1
Protection type	Overvoltage protection signalling circuit
Short-circuit protection	10 A cartridge fuse gG (gl)
Actuator forcible withdrawal rtc	2000 N
Minimum actuator force for extraction	20 N

Maximum operating rate	10 cyc/mn for maximum durability
Safety level	Can reach category 4 with the appropriate monitoring system and correctly wired EN/ISO 13849-1 Can reach PL = e with the appropriate monitoring system and correctly wired EN/ISO 13849-1 Can reach SIL 3 with the appropriate monitoring system and correctly wired EN/IEC 61508
Safety reliability data	B10d = 5000000 value given for a life time of 20 years limited by mechanical or contact wear
Body Material	Zamak
Head material	Zamak
Depth	1.73 in (44 mm)
Height	5.75 in (146 mm)
Width	3.86 in (98 mm)
Net Weight	2.51 lb(US) (1.14 kg)

Environment

Standards	EN/IEC 60204-1 EN 1088/ISO 14119 EN/ISO 12100 EN/IEC 60947-5-1 CSA C22.2 No 14 UL 508
Product Certifications	UL CSA
Protective treatment	TC
Ambient air temperature for operation	-13...104 °F (-25...40 °C)
Ambient Air Temperature for Storage	-40...158 °F (-40...70 °C)
Vibration resistance	5 gn 10...500 Hz)IEC 60068-2-6
Shock resistance	10 gn 11 ms IEC 60068-2-27
Electrical shock protection class	Class I EN/IEC 61140
IP degree of protection	IP67 conforming to EN/IEC 60529 and EN/IEC 60947-5-1



Ordering and shipping details




Category	22411 - LIMIT SWITCHES,IEC,XCKJ
Discount Schedule	T
GTIN	3389110719611
Nbr. of units in pkg.	1
Package weight(Lbs)	2.78 lb(US) (1.262 kg)
Returnability	Yes
Country of origin	ID

Packing Units

Unit Type of Package 1	PCE
Package 1 Height	5.91 in (15 cm)
Package 1 width	4.33 in (11 cm)
Package 1 Length	2.20 in (5.6 cm)

Offer Sustainability

Sustainable offer status	Green Premium product
California proposition 65	WARNING: This product can expose you to chemicals including: Diisononyl phthalate (DINP), which is known to the State of California to cause cancer, and Di-isodecyl phthalate (DIDP), which is known to the State of California to cause birth defects or other reproductive harm. For more information go to www.P65Warnings.ca.gov
REACH Regulation	 REACH Declaration
EU RoHS Directive	Pro-active compliance (Product out of EU RoHS legal scope)  EU RoHS Declaration
Mercury free	Yes

RoHS exemption information	 Yes
Environmental Disclosure	 Product Environmental Profile
Circularity Profile	 End Of Life Information

Contractual warranty

Warranty	18 months
----------	-----------