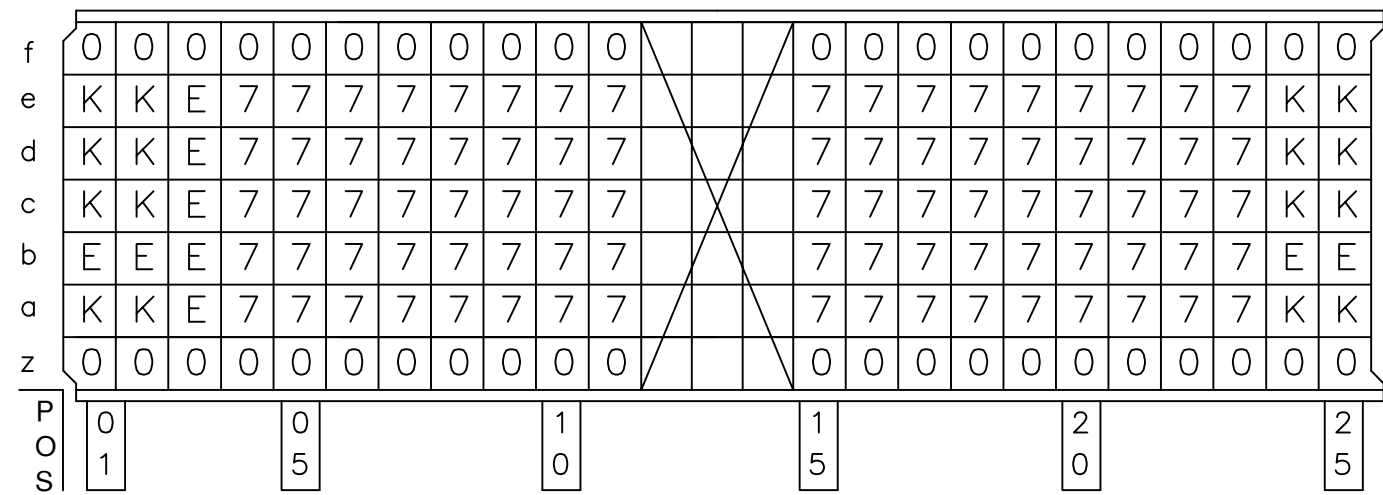
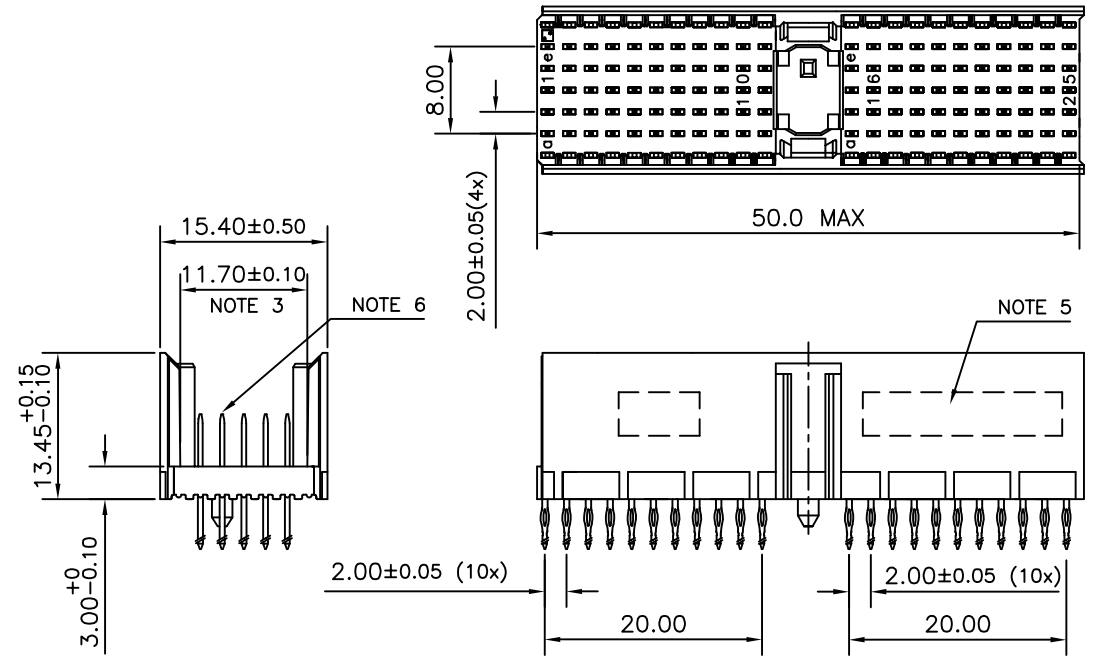


1 | 2 | 3 | 4 | 5 | 6

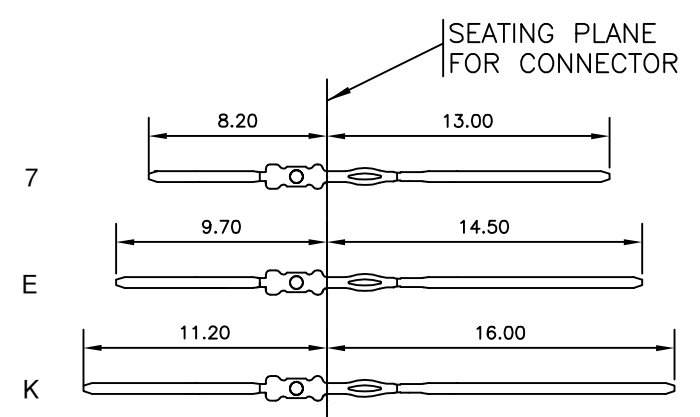
LOADING PATTERN MATING SIDE



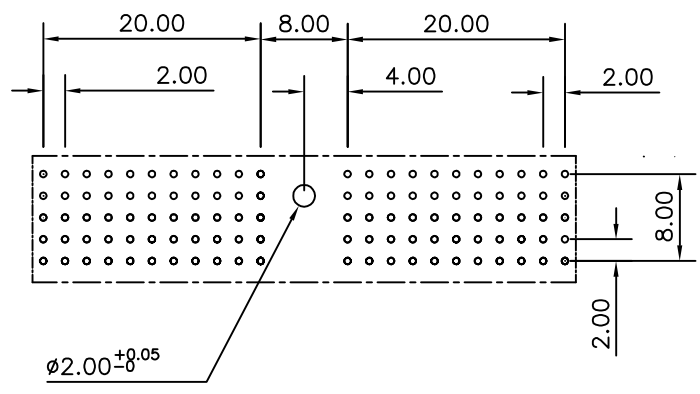
LOADED CONNECTOR ASSEMBLY (FOR EXAMPLE)



CONTACT OVERVIEW



LAY-OUT P.C.B.-HOLE



LEAD FREE INDICATOR : LF = LEAD FREE (DIGIT 15 & 16)

HM2P07PNS130

PLATING CODE (DIGIT 13 AND 14) (REF DRW NO. BS,C , 201844 , 003)

NOTES

- THIS PRODUCT IS CSA APPROVED.
  - THIS PRODUCT IS UL RECOGNIZED.
  - MEASURED AT THE BOTTOM.
  - MATERIAL CONTACT: PHOSPHORBRONZE  
HOUSING: CREAM WHITE GLASS FILLED POLYESTER UL-94V0
  - CONNECTOR PRINTED WITH P/N AND DATE CODE.
  - FOR ACTUAL CONTACT LOADINGS, SEE LOADING PATTERN MATING SIDE.
  - SHAPE OF CONNECTOR HOUSING CAN ALTER DEPENDING ON PRODUCTION LOCATION
  - THE PRODUCT (LF) MEETS EUROPEAN UNION DIRECTIVES AND OTHER COUNTRY REGULATIONS AS DESCRIBED IN GS-22-008
  - FOR RECOMMENDED PTH DIMENSIONS REFER DRAWING : BS, A , 201572 , 001
- CATALOG NO: HM2P07PNS130- ---

mat'l. code SEE NOTE 4				surface ISO 1302 ✓		tolerance ISO 406 ISO 1101		projection MM		product family MLLIPACS			
litr				ecn no		dr		date		title			
A				I05-0262		MINI		2005-12-02		MPACS 5+2R STR HDR PF CONN TYPE A			
B				I06-0141		MINI		2006-08-04					
								angles 0°±1°				scale -	
								dr		MINI K VANDANATH		2005-12-02	
								enr		BIJU K PAUL		2005-12-02	
								chr		BIJU K PAUL		2006-08-04	
								appd		BIJU K PAUL		2006-08-04	
sheet index		revision sheet		B		1						sheet 1 of 1 size A3	
												type Product Customer Drawing	



Copyright FCI