



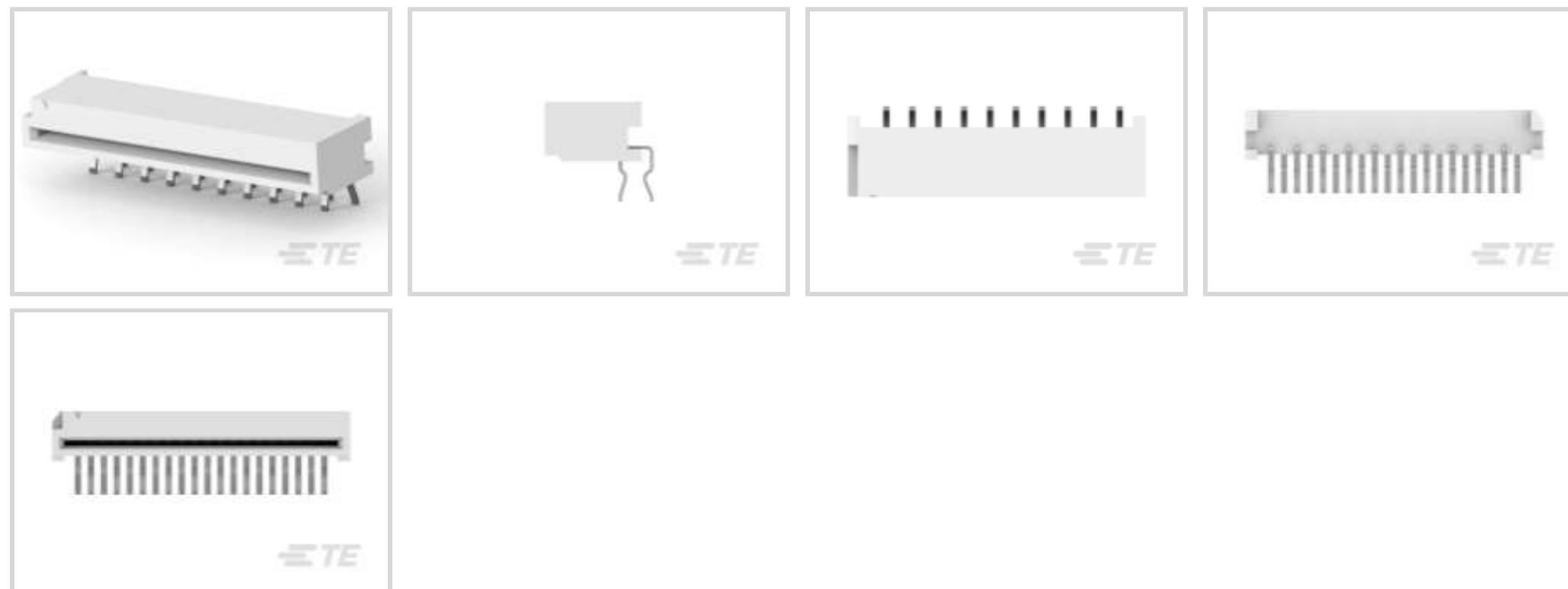
FPC

TE Internal #: 2-84533-0

FPC Connectors, Flex-to-Board, 20 Position, .049 in [1.25 mm]  
Centerline, Non-ZIF, Right Angle, Through Hole - Solder, Height .  
189 in [4.8 mm]

[View on TE.com >](#)

Connectors > PCB Connectors > Wire-to-Board Connectors > FFC, FPC & Ribbon Connectors > FPC Connectors > 1.25mm FPC Connectors



Connector System: **Flex-to-Board**  
Number of Positions: **20**  
Centerline (Pitch): **1.25 mm [ .049 in ]**  
Insertion Force Type: **Non-ZIF**  
PCB Mount Orientation: **Right Angle**

[All 1.25mm FPC Connectors \(65\)](#)

**Features**

**Product Type Features**

PCB Connector Assembly Type	PCB Mount Receptacle
Connector Product Type	Connector Assembly
Connector System	Flex-to-Board
Insertion Force Type	Non-ZIF
Connector & Contact Terminates To	Flexible Printed Circuit (FPC)

**Configuration Features**

Compatible With Wire & Cable Type	FFC, FPC
Number of Rows	1
Number of Positions	20
PCB Mount Orientation	Right Angle

**Electrical Characteristics**

Operating Voltage	50 VAC
-------------------	--------



### Body Features

Primary Product Color	White
-----------------------	-------

### Contact Features

PCB Contact Termination Area Plating Material Thickness	.8 $\mu\text{m}$ [31.49 $\mu\text{in}$ ]
Contact Layout	Staggered Type A
Contact Type	Socket
Contact Mating Area Plating Material Thickness	.8 $\mu\text{m}$ [31.49 $\mu\text{in}$ ]
PCB Contact Termination Area Plating Material Finish	Bright
Contact Shape & Form	Single Beam
Contact Mating Area Plating Material Finish	Bright
PCB Contact Termination Area Plating Material	Tin
Contact Base Material	Phosphor Bronze
Contact Mating Location	Top
Contact Mating Area Plating Material	Tin
Contact Current Rating (Max)	1 A

### Termination Features

Termination Post & Tail Length	3.2 mm[.126 in]
Termination Method to Printed Circuit Board	Through Hole - Solder

### Mechanical Attachment

Mating Alignment	With
PCB Mount Retention Type	Kinked Solder Tails
PCB Mount Alignment	With
PCB Mount Retention	With
Connector Mounting Type	Board Mount

### Housing Features

Housing Material	PBT GF
Centerline (Pitch)	1.25 mm[.049 in]

### Dimensions

Connector Length	28.75 mm[1.132 in]
PCB Thickness (Recommended)	1.6 mm[.063 in]
Connector Height	4.8 mm[.189 in]
Connector Width	8.8 mm[.346 in]



Accepts Flex Cable Thickness	.3 mm[.012 in]
------------------------------	----------------

### Usage Conditions

Operating Temperature Range	-40 – 85 °C[-40 – 185 °F]
-----------------------------	---------------------------

### Operation/Application

Circuit Application	Signal
---------------------	--------

### Identification Marking

Circuit Identification Feature	With
--------------------------------	------

### Packaging Features

Packaging Quantity	110
--------------------	-----

Packaging Method	Tray
------------------	------

## Product Compliance

[For compliance documentation, visit the product page on TE.com>](#)

EU RoHS Directive 2011/65/EU	Compliant
------------------------------	-----------

EU ELV Directive 2000/53/EC	Compliant
-----------------------------	-----------

China RoHS 2 Directive MIIT Order No 32, 2016	No Restricted Materials Above Threshold
---	---

EU REACH Regulation (EC) No. 1907/2006	Current ECHA Candidate List: JUNE 2023 (235) Candidate List Declared Against: JAN 2023 (233) Does not contain REACH SVHC
--	--

Halogen Content	Not Low Halogen - contains Br or Cl > 900 ppm.
-----------------	--

Solder Process Capability	Wave solder capable to 265°C
---------------------------	------------------------------

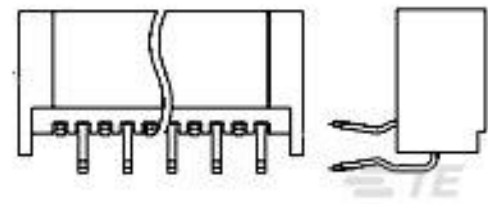
#### Product Compliance Disclaimer

This information is provided based on reasonable inquiry of our suppliers and represents our current actual knowledge based on the information they provided. This information is subject to change. The part numbers that TE has identified as EU RoHS compliant have a maximum concentration of 0.1% by weight in homogenous materials for lead, hexavalent chromium, mercury, PBB, PBDE, DBP, BBP, DEHP, DIBP, and 0.01% for cadmium, or qualify for an exemption to these limits as defined in the Annexes of Directive 2011/65/EU (RoHS2). Finished electrical and electronic equipment products will be CE marked as required by Directive 2011/65/EU. Components may not be CE marked. Additionally, the part numbers that TE has identified as EU ELV compliant have a maximum concentration of 0.1% by weight in homogenous materials for lead, hexavalent chromium, and mercury, and 0.01% for cadmium, or qualify for an exemption to these limits as defined in the Annexes of Directive 2000/53/EC (ELV). Regarding the REACH Regulation, the information TE provides on SVHC in articles for this part number is based on the latest European Chemicals Agency (ECHA) 'Guidance on requirements for substances in articles' posted at this URL: <https://echa.europa.eu/guidance-documents/guidance-on-reach>

## Compatible Parts




TE Part # 2-84534-0  
1.25MM FFC POST PLATED V 20P



TE Part # 2-1734803-0  
FPC Non Zif 1.25mm 20P R/A

## Customers Also Bought



TE Part #292253-2  
CT CONN MT HDR ASSY H 2P NAT



TE Part #5-146274-2  
02 MODII HDR SRST B/A .100CL



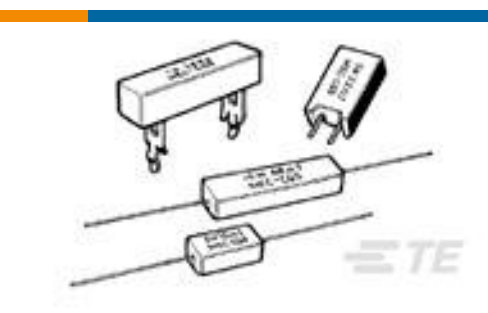
TE Part #969973-6  
2x6P HV100 REC. CON, SMD, GOLD, BLISTER



TE Part #2027395-1  
T9SV1K15-12



TE Part #1-1623720-8  
CCR2 68R 10% BULK



TE Part #1623783-7  
SQM7 22K 5% (METAL FILM)



TE Part #1-292303-4  
Std USB Type A, R/A, T/H



TE Part #2325864-2  
SFP-DD RECEPTACLE W HOLD DOWNS ASSEMBLY



TE Part #3-2176471-3  
HPCR 0819 A 10% 470R Std T&R HV

## Documents

### Product Drawings

1.25MM FFC POST PLATED H 20P

English

### CAD Files

Customer View Model

[ENG\\_CVM\\_CVM\\_2-84533-0\\_E.2d\\_dxf.zip](#)

English

[3D PDF](#)



3D

Customer View Model

[ENG\\_CVM\\_CVM\\_2-84533-0\\_E.3d\\_igs.zip](#)

English

Customer View Model

[ENG\\_CVM\\_CVM\\_2-84533-0\\_E.3d\\_stp.zip](#)

English

By downloading the CAD file I accept and agree to the [Terms and Conditions](#) of use.

---

### Datasheets & Catalog Pages

[1-1773959-6-flexible-printed-circuit-con](#)

English

[1-1773959-7-FPC-Connectors-CN](#)

FPC Connector Family

English

[5-1773461-0\\_Standard\\_FPC\\_Connector\\_Quick\\_Reference\\_Guide](#)

English

---

### Product Specifications

[Product Specification](#)

English