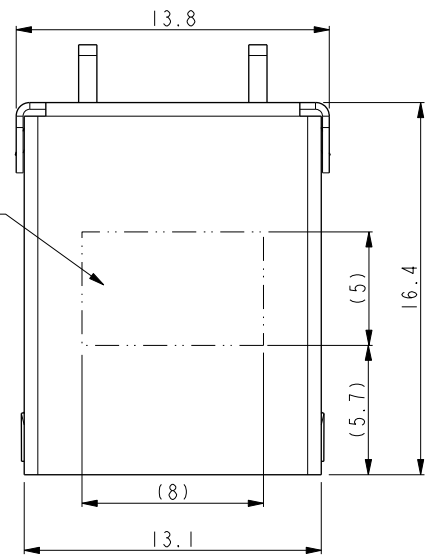
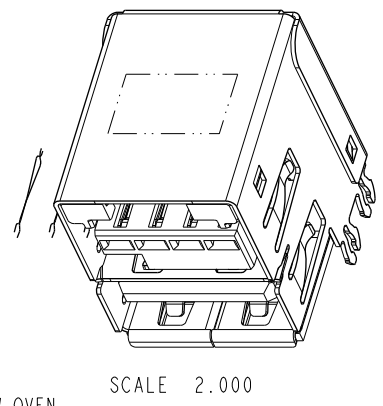


PART NUMBER
10116136-001LF

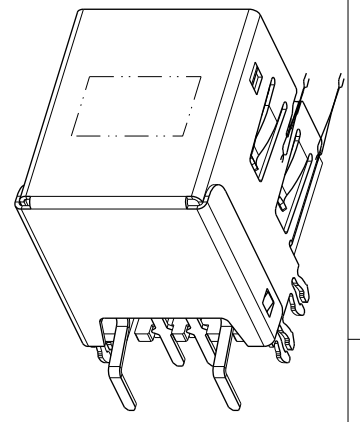
DATE CODE AREA
(WW/YY)
(WW;WEEK;YY=YEAR)



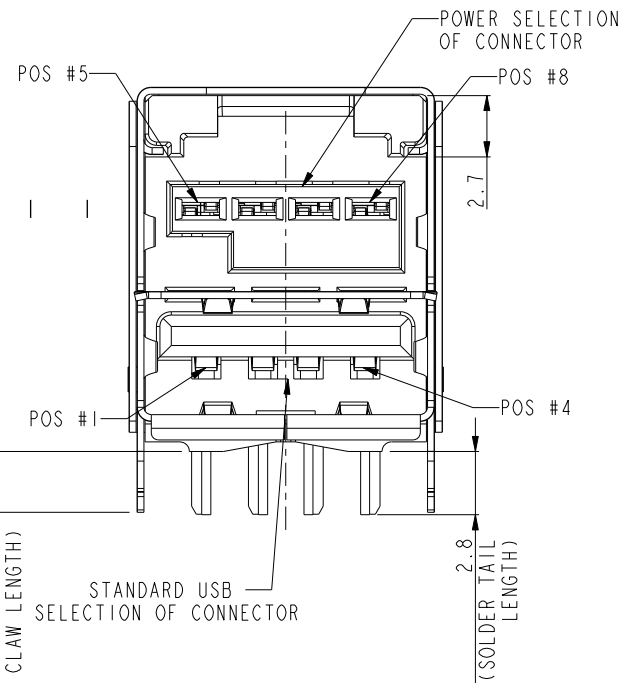
- NOTES:
- Material:
HOUSING: HIGH TEMPERATURE ENGINEERING PLASTIC UL 94 V-0 FLAME RETARDANT.
SHIELD: HIGH STRENGTH COPPER ALLOY,
PLATING: 50 MICRINCHS NICKEL MIN.
TERMINALS: HIGH STRENGTH COPPER ALLOY,
PLATING SPEC AS BELOW:
CONTACT AREA: 30 MICRINCHS GXT MIN.
SOLDER TAIL AREA:
MATTE TIN 100 MICRINCHS MIN.
UNDERPLATING: 50 MICRINCHS NICKEL MIN.
 - USB SELECTION CONFORMS TO USB 2.0 SPECIFICATION.
 - LEAD FREE NOTES:
3a. THE HOUSING WILL WITHSTAND EXPOSURE TO 260° C PEAK TEMPERATURE FOR 10 SECONDS IN A CONVECTION, INFRA-RED OR VAPOR PHASE REFLOW OVEN.
3b. THIS PRODUCT MEETS EUROPEAN UNION DIRECTIVES AND OTHER COUNTRY REGULATIONS AS DESCRIBED IN GS-22-008.



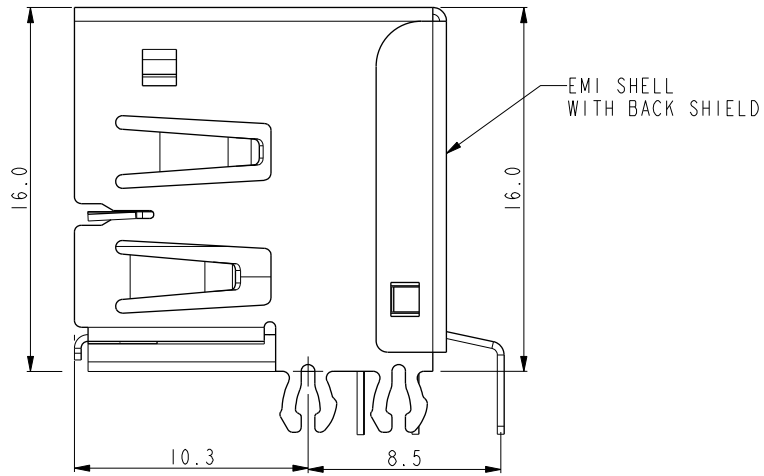
SCALE 2.000



SCALE 2.000



SCALE 3.000



SHELL	SHIELD
8	57V-RTN
7	Signal 2
6	Signal 1
5	57V
4	Gnd
3	Data +
2	Data -
1	VCC
CONTACT NUMBER	ASSIGNMENT

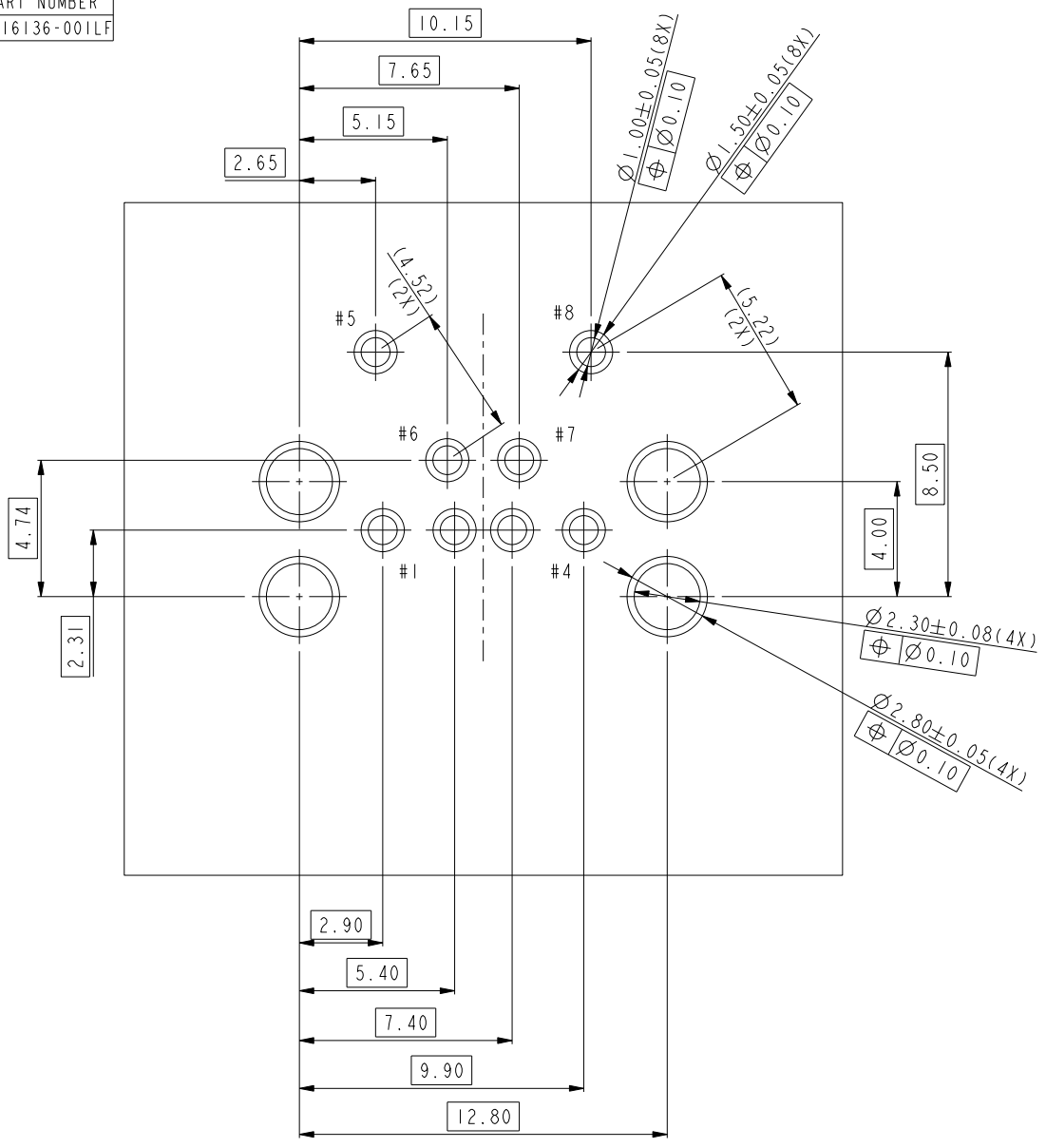
www.fciconnect.com			surface <input checked="" type="checkbox"/> x	tolerance std x	projection	MM
			TOLERANCES UNLESS OTHERWISE SPECIFIED			Scale 1.000
Dr	Benny CHEN	2010-11-03	ANGULAR	0.x ±0.3	size A4	ECN N11-0138
Eng	Benny CHEN	2010-11-03	LINEAR	0.xx ±0.2		
Chr	Paul WANG	2010-11-04	0° ±2°	0.xxx ±0.100		
Appr	Joseph HSIA	2010-11-10	Product family		Spec ref *	
FCI			title USB+POWER (57V) RECEPTACLE ASSEMBLY		dwg no 10116136	Rev. A
			catalog no *	CUSTOMER	sheet 1 of 2	

rev	ecn no	dr	date
A	N11-0138	BENNY	2011-04-22
-	-	-	-
-	-	-	-
-	-	-	-
-	-	-	-

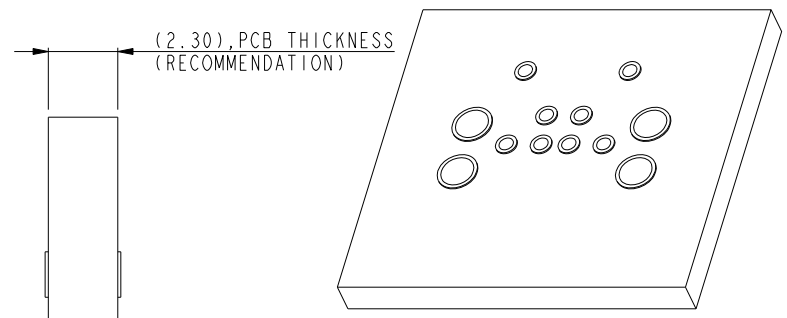


Copyright FCI.

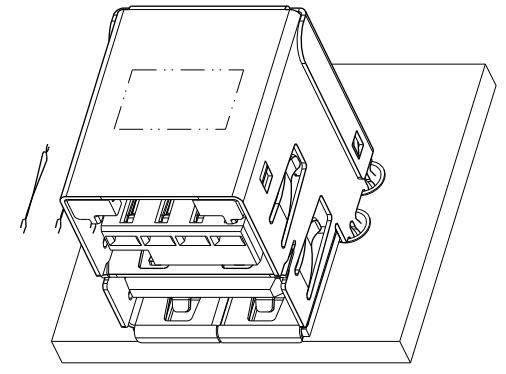
PART NUMBER
10116136-001LF



SCALE 4.000
RECOMMENDED PCB LAYOUT
COMPONENT SIDE



SCALE 2.000



SCALE 2.000



Copyright FCI.

	title	USB+POWER (57V)	dwg no	10116136	Rev.	A
		RECEPTACLE ASSEMBLY				
	catalog no	*	CUSTOMER	sheet 2 of 2		