



- T1/CEPT/ISDN Line Interface
- Standard Operating Temperature: -40°C to +85°C
- Maximum reflow temperature: 250°C, 5 Sec.

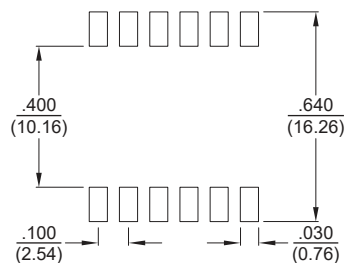
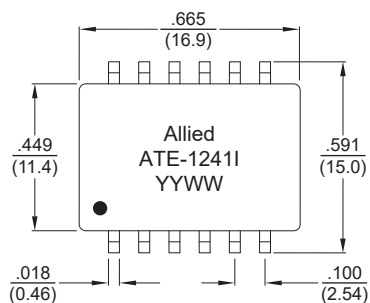


Electrical Specifications @ 25°C							
Turn Ratio Pri : Sec (±2%)	OCL (mH Min)	LK Inductance (µH Max)	Primary Pins	DCR (Ω Max)		CW/W (pF Max)	HI-POT (Vrms)
				Pri	Sec		
1CT : 2CT	1.2	0.8	(12-10), (4-6)	1.00	1.70	50	1500

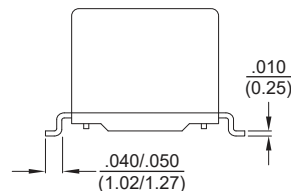
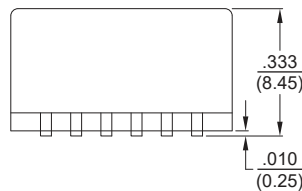
All specifications subject to change without notice.

MECHANICAL

Dimensions: $\frac{\text{inch}}{\text{mm}}$



Recommended PCB Layout



SCHEMATICS

