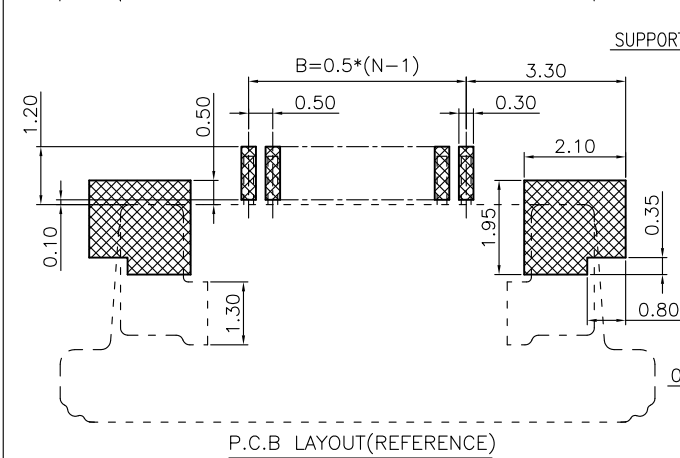
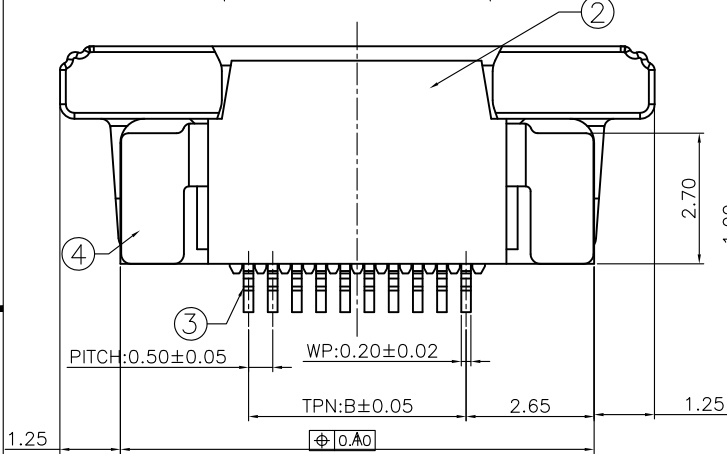
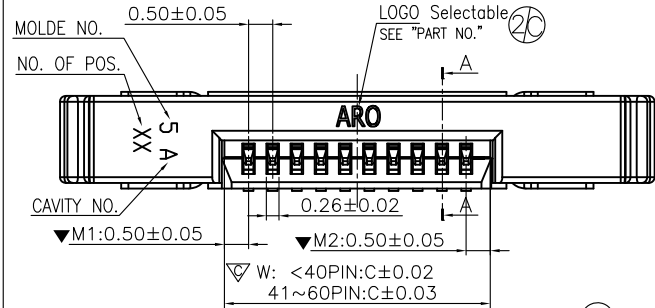
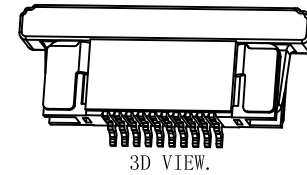
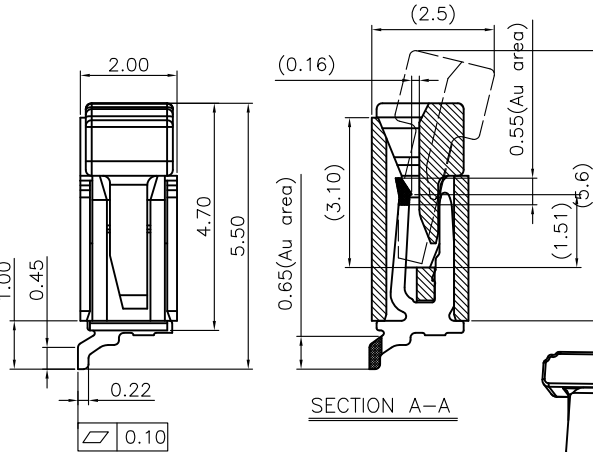


This document is the property of Amphenol Aorora Corporation and is delivered on the express condition that it is not to be disclosed, reproduced or used, in whole or in part, for manufacture or sale by anyone other than Amphenol Aorora Corporation without its prior consent, & that no right is granted to disclose or to use any information in this document.

- NOTE:
 1. ALL MATERIAL MUST BE COMPLY WITH SS-00259 OR RoHS.
 2. "▼" MARK IS IMPORTANT DIMENSIONS
 3. "▽" MARK IS CPK AND X-R DIMENSION
 4. PART NO. LEGEND: F32R-1A**1-110**



- NO. OF POSITIONS
 7H:PHOSPHOR BRONZE
 0.05um MIN Au(Au Area)
 7A:PHOSPHOR BRONZE
 MATTER TIN
 2R:WITH Logo
 2J:WITHOUT Logo



REV.	ECR/ECN No.	DESCRIPTION	DRAWN/DATE	CHECKED/DATE	APPROVED/DATE
A	/	New version	May 2014-07-28	Rain 2014-07-28	Hongkui.liu 2014-07-28
B	/	Unified FFC dimension	May 2015-03-09	Rain 2015-03-09	Hongkui.liu 2015-03-09
C	/	Add without Logo connector	May 2019-01-28	Rain 2019-01-28	Hongkui.liu 2019-01-28

NO.	COMPONENTS	MATERIALS	SPECIFICATION:FINISH/COLOR	QTY.
1	SLIDER	GLASS FILLED PA9T, UL94V-0	BLACK	1
2	HOUSING	GLASS FILLED LCP, UL94V-0	NATURAL	1
3	ANCHOR-PLATE	BRASS, T=0.20mm	SURFACE PLATING:2~5 um Sn UNDER PLATING:1~3 um Ni	2
4	CONTACT	PHOSPHOR BRONZE, T=0.20mm	SURFACE PLATING:SEE "NOTE" UNDER PLATING:1~3 um Ni	N

DIMENSION LIST:

NO. OF POS.	A	B	C	NO. OF POS.	A	B	C
4	6.80	1.50	2.50	33	21.30	16.00	17.00
5	7.30	2.00	3.00	34	21.80	16.50	17.50
6	7.80	2.50	3.50	35	22.30	17.00	18.00
7	8.30	3.00	4.00	36	22.80	17.50	18.50
8	8.80	3.50	4.50	37	23.30	18.00	19.00
9	9.30	4.00	5.00	38	23.80	18.50	19.50
10	9.80	4.50	5.50	39	24.30	19.00	20.00
11	10.30	5.00	6.00	40	24.80	19.50	20.50
12	10.80	5.50	6.50	41	25.30	20.00	21.00
13	11.30	6.00	7.00	42	25.80	20.50	21.50
14	11.80	6.50	7.50	43	26.30	21.00	22.00
15	12.30	7.00	8.00	44	26.80	21.50	22.50
16	12.80	7.50	8.50	45	27.30	22.00	23.00
17	13.30	8.00	9.00	46	27.80	22.50	23.50
18	13.80	8.50	9.50	47	28.30	23.00	24.00
19	14.30	9.00	10.00	48	28.80	23.50	24.50
20	14.80	9.50	10.50	49	29.30	24.00	25.00
21	15.30	10.00	11.00	50	29.80	24.50	25.50
22	15.80	10.50	11.50	51	30.30	25.00	26.00
23	16.30	11.00	12.00	52	30.80	25.50	26.50
24	16.80	11.50	12.50	53	31.30	26.00	27.00
25	17.30	12.00	13.00	54	31.80	26.50	27.50
26	17.80	12.50	13.50	55	32.30	27.00	28.00
27	18.30	13.00	14.00	56	32.80	27.50	28.50
28	18.80	13.50	14.50	57	33.30	28.00	29.00
29	19.30	14.00	15.00	58	33.80	28.50	29.50
30	19.80	14.50	15.50	59	34.30	29.00	30.00
31	20.30	15.00	16.00	60	34.80	29.50	30.50
32	20.80	15.50	16.50				

	FPC	FFC
M	0.5±0.05	0.5±0.05
P	0.5±0.03	0.5±0.03
B	B±0.05	B±0.05
W	W±0.05	W±0.05
Wp	0.35±0.03	0.30±0.03

UNLESS OTHERWISE SPECIFIED TOLERANCES	
X.	±0.50
XX	±0.30
XXX	±0.20
X.XX	±0.10
LINEAR DIMS	ANGLES DIMS
P/N:	F32R-1A7*1-110** F32J-1A7*1-110**
MATERIAL	SEE NOTES
FINISHED	SEE NOTES

ANGLE OF PROJECTION	
DOC	Customer Drw
DRAWN	DATE May 2019-01-28
DESIGN	DATE May 2019-01-28
CHECKED	DATE Rain 2019-01-28
APPROVED	DATE Hongkui.liu 2019-01-28

Amphenol AORORA
 Amphenol Aorora Technology (Huizhou) Co.,Ltd

TITLE: FPC P.0.5 CONN ZIF R/A TYPE SMT (Bottom CONTACT)

SIZE: DWG NO. A4 A-S0201

SCALE: 1:1 UNIT: mm SHEET 1 OF 1