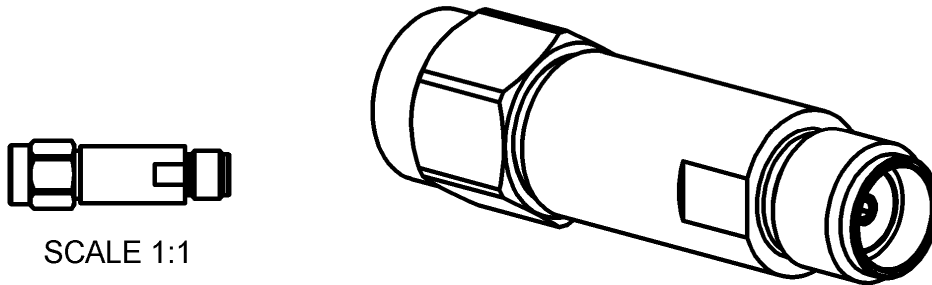
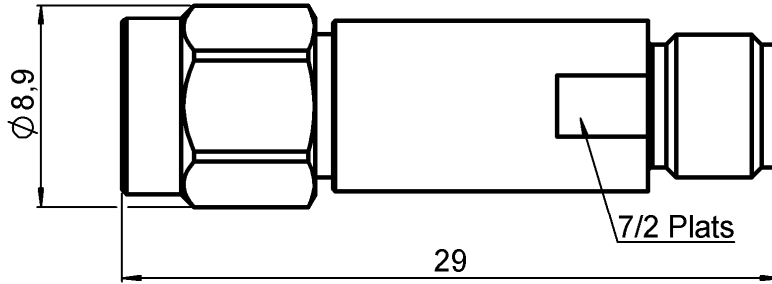
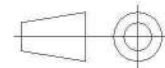


SMA ATTENUATOR
60 DB 4GHZ 2W

R413.860.115
Series : **ATTENUATOR**



All dimensions are in mm.



COMPONENTS	MATERIALS	PLATING(μm)
BODY	STAINLESS STEEL	
MALE CENTER CONTACT	BERYLLIUM COPPER	GOLD 2.5 OVER NICKEL 1
FEMALE CENTER CONTACT	BERYLLIUM COPPER	GOLD 2.5 OVER NICKEL 1
OUTER CONTACT		
INSULATOR	PTFE	
GASKET	SILICONE RUBBER	
SUBSTRATE	ALUMINA	
RESISTOR	THIN FILM	
OTHERS PARTS		

Issue : 0838 A

In the effort to improve our products, we reserve the right to make changes judged to be necessary.



SMA ATTENUATOR**60 DB 4GHZ 2W****R413.860.115**Series : **ATTENUATOR****ELECTRICAL CHARACTERISTICS**

Frequency (GHz)	DC - 4
V.S.W.R (\leq)	1.15
Deviation(\pm dB)	2.0

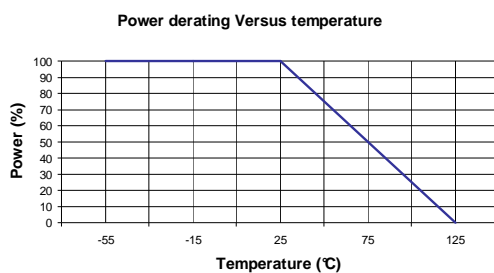
Operating Frequency Range	DC - 4	GHz
Impedance	50	Ω
Nominal Attenuation	60	dB
Peak power at 25°C (1 μ s, 1%)	100	W
Average power at 25°C	2	W (Free Air Cooled)
		W (Conduction Cooled)

MECHANICAL CHARACTERISTICS

Connectors	SMA	Male Female	MIL-C 39012
Weight	7,1760 g		

ENVIRONMENTAL CHARACTERISTICS

Operating temperature range	-55 /+125 °C
Storage temperature range	-55 /+125 °C

**SPECIFICATION****OTHER CHARACTERISTICS****Issue : 0838 A**

In the effort to improve our products, we reserve the right to make changes judged to be necessary.

RADIALL 