

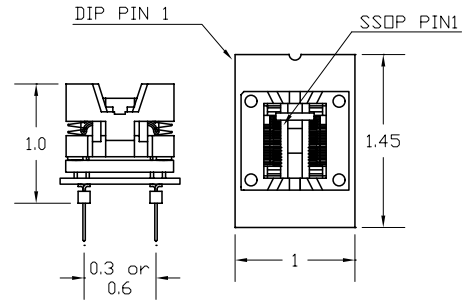
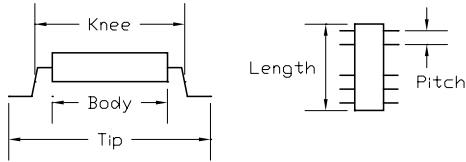
# PAXxSS-OT-3(-6) Data Sheet

## 16-28 pin SSOP socket/16-28 pin DIP plug (0.3" or 0.6")

### Supported Device/Footprints

These adapters convert SSOP devices to DIP footprints. They are commonly used for device programming.

The SSOP socket accepts packages with the dimensions listed below:



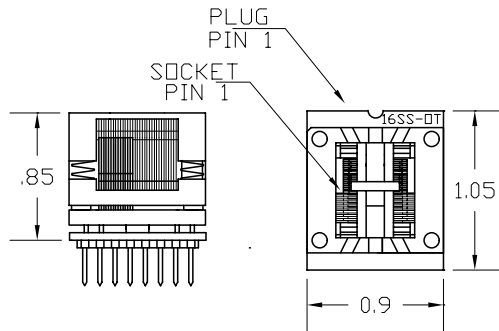
PA28SS-OT-6 (Drawing D)

Body mm (inches)			Knee mm (inches)		
min.	typ.	max.	min.	typ.	max.
n/a	5.3 (0.209)	5.7 (0.224)	n/a	6.4 (0.250)	6.5 (0.256)

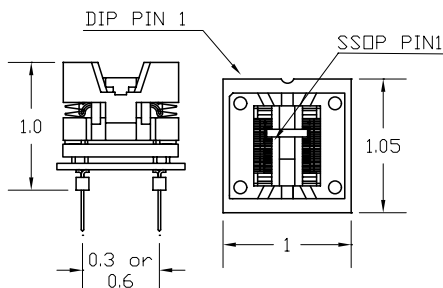
Tip mm (inches)			Lead Pitch mm (inches)	
min.	typ.	max.	typ.	
7.6 (0.299)	7.8 (0.307)	8.0 (0.315)	0.65 (0.0256)	

Pins	Body Length mm (inches)
16	6.20(0.245) typ
20	7.20(0.285) typ
24	8.64 (0.340) max
28	10.64 (0.419) max.

### Adapter Dimensions



PA16SS-OT-3 (Drawing C)



PA20SS-OT-6 (Drawing E)

### Renamed Adapters

The following adapters were re-named and are now included in this data sheet.

Old	New
PA20SO.601	PA20SS-OT-3
PA24SO.601	PA24SS-OT-3
PA28SO.601	PA28SS-OT-6

### Adapter Construction

The adapter is made up of 2 sub-assemblies. They assemble via connectors making the adapter modular. This way the sub-assemblies can be replaced easily.

When disassembling the adapter take care not to bend the pins. When reassembling the adapter note the pin 1 indicators to align the parts correctly.

The following chart shows the various socket and board part numbers that make up these adapters.

Adapter	Plug	Test Socket	Board	Drawing
PA16SS-OT-3	0.3"	16(34)SG-01	16SS-OT	C
PA16SS-OT-6	0.6"	16(34)SG-01	20SS-OT-16-6	E
PA20SS-OT-3	0.3"	20(34)SG-01	20SS-OT-3	E
PA20SS-OT-6	0.6"	20(34)SG-01	20SS-OT-6	E
PA24SS-OT-3	0.3"	24(34)SG-01	28SS-OT-24-3	D
PA24SS-OT-6	0.6"	24(34)SG-01	28SS-OT-24-6	D
PA28SS-OT-3	0.3"	28(34)SG-01	28SS-OT-3	D
PA28SS-OT-6	0.6"	28(34)SG-01	28SS-OT-6	D

### Test Sockets

LSC #	Style	Mfgr/Pn
xx(34)SG-01	Open Top	Enplas OTS-xx(34)-0.65-01

### Adapter Wiring

The adapter is wired 1-1. Pin 1 of the SSOP connects to pin 1 of the DIP plug, pin 2 to pin 2 and so on around the package.