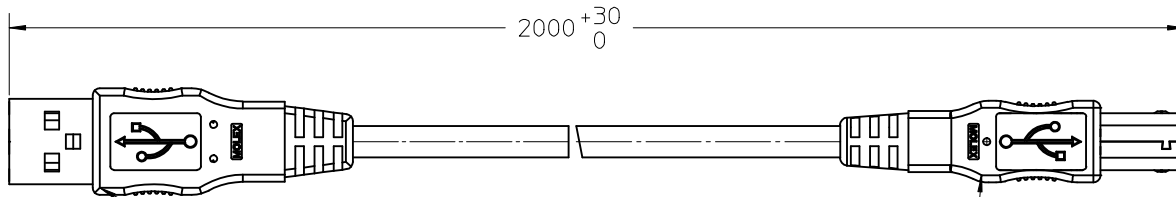
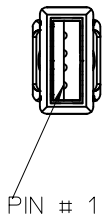
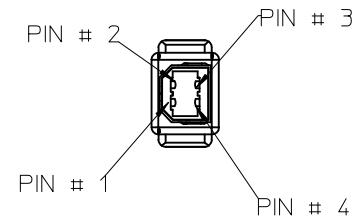


7 6 5 4 3 2 1



OVERMOLDED SERIES "A" PLUG,30u"GOLD PLATING

OVERMOLDED SERIES "B" PLUG,30u"GOLD PLATING



PIN CONNECTIVITY TABLE.

USB 'A' PLUG	SIGNAL NAME	USB 'B' PLUG	TYPICAL WIRING ASSIGNMENT
PIN 1	VBUS	PIN 1	RED
PIN 2	D-	PIN 2	WHITE
PIN 3	D+	PIN 3	GREEN
PIN 4	GND	PIN 4	BLACK
SHELL	SHIELD	SHELL	DRAIN WIRE

USB SHIELDED CABLE DETAILS

1. CABLE CONSTRUCTION:

FULL SPEED CABLE CONSISTS OF ONE 24 AWG NON TWISTED POWER PAIR AND ONE 28 AWG TWISTED DATA PAIR WITH AN ALLUMINIUM METALLIZED POLYESTER INNER SHIELD,28AWG STRANDED TINNED COPPER DRAIN WIRE (#24x2C+#28x1P) 65% TINNED COPPER WIRE INTERWOVEN (BRAIDED) OUTER SHIELD AND PVC OUTER JACKET.CABLE OD-4.7MM

ENTER DESCRIPTION EC NO: I2006-0382 DRWN:RRANGAPPA01 2006/01/09 CHKD:DKUMAR 2006/01/09 APPR:DKUMAR 2006/01/10	QUALITY SYMBOLS ▽=0 ▽=0	GENERAL TOLERANCES (UNLESS SPECIFIED)		DIMENSION STYLE MM ONLY		SCALE 1:1	DESIGN UNITS METRIC	THIRD ANGLE PROJECTION	
			mm	INCH	DRAWN BY GR	DATE 03/07/03	TITLE USB A-B CABLE ASSY L=1990MM APC PART NO: 940-0117A		
		4 PLACES	±---	±---	CHECKED BY GJ	DATE 03/07/03			
		3 PLACES	±---	±---	APPROVED BY GJ	DATE 03/07/03	MOLEX INCORPORATED MATERIAL NO. 88475-0020 DOCUMENT NO. SD-88475-002 SHEET NO. 1 OF 1		
2 PLACES	±---	±---	DRAFT WHERE APPLICABLE MUST REMAIN WITHIN DIMENSIONS						
1 PLACE	±---	±---	ANGULAR ±---°		THIS DRAWING CONTAINS INFORMATION THAT IS PROPRIETARY TO MOLEX INCORPORATED AND SHOULD NOT BE USED WITHOUT WRITTEN PERMISSION				

6 5 4 3 2 1