

1746076-1 ✓ ACTIVE



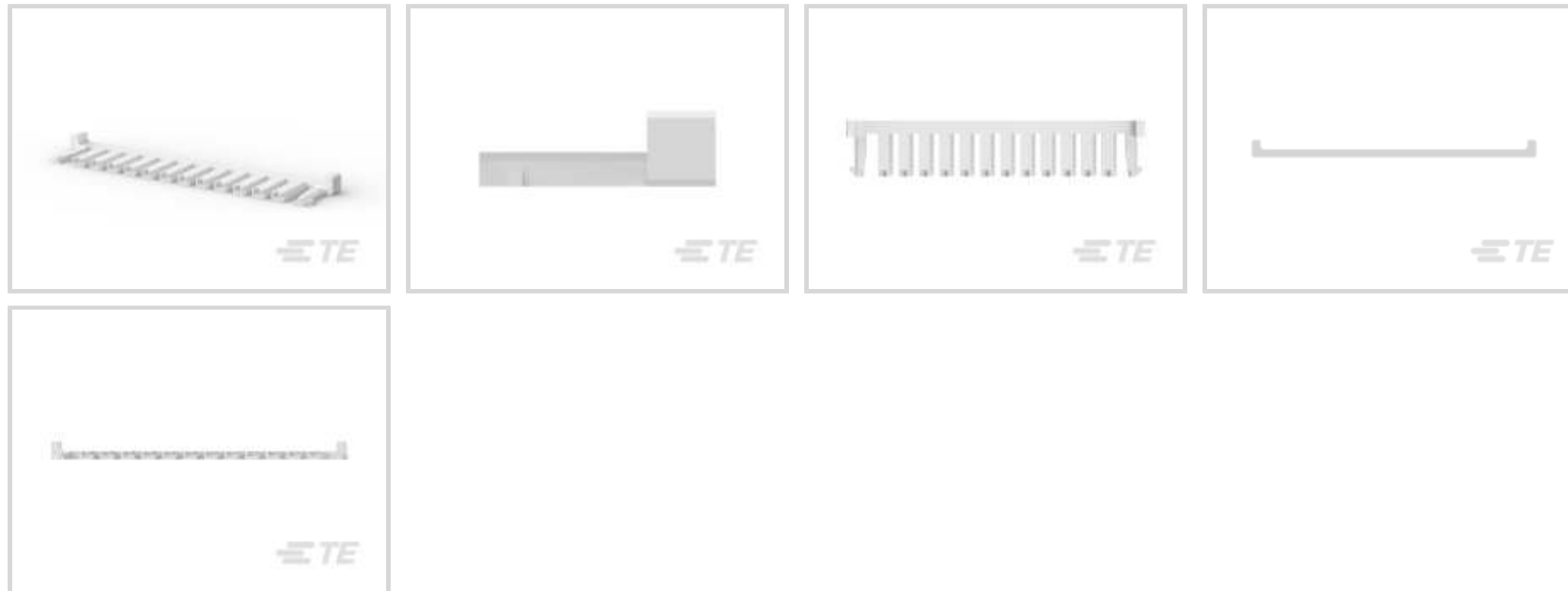
AMP Signal Double Lock

TE Internal #: 1746076-1

PCB Latches, Locks & Retainers, Double Lock Plate, 14 Position, -40 – 221 °F [-40 – 105 °C], AMP Signal Double Lock

[View on TE.com >](#)

Connectors > PCB Connectors > PCB Connector Accessories > PCB Connector Hardware > PCB Latches, Locks & Retainers



Connector & Contact Retention Accessory Type: **Double Lock Plate**

Number of Positions: **14**

Operating Temperature Range: **-40 – 105 °C [-40 – 221 °F]**

Features

Product Type Features

Connector & Contact Retention Accessory Type	Double Lock Plate
--	-------------------

Configuration Features

Number of Positions	14
---------------------	----

Body Features

Primary Product Material	Nylon 6/6 GF
--------------------------	--------------

Primary Product Color	Natural
-----------------------	---------

Usage Conditions

Operating Temperature Range	-40 – 105 °C [-40 – 221 °F]
-----------------------------	-----------------------------

Industry Standards

Glow Wire Rating	Standard Part - Not Glow Wire
------------------	-------------------------------

Packaging Features

Packaging Quantity	400
--------------------	-----

Packaging Method	Bag
------------------	-----

Product Compliance

[For compliance documentation, visit the product page on TE.com>](#)

EU RoHS Directive 2011/65/EU	Compliant
EU ELV Directive 2000/53/EC	Compliant
China RoHS 2 Directive MIIT Order No 32, 2016	No Restricted Materials Above Threshold
EU REACH Regulation (EC) No. 1907/2006	Current ECHA Candidate List: JUNE 2023 (235) Candidate List Declared Against: JAN 2023 (233) Does not contain REACH SVHC
Halogen Content	Not Low Halogen - contains Br or Cl > 900 ppm.
Solder Process Capability	Not applicable for solder process capability













Product Compliance Disclaimer

This information is provided based on reasonable inquiry of our suppliers and represents our current actual knowledge based on the information they provided. This information is subject to change. The part numbers that TE has identified as EU RoHS compliant have a maximum concentration of 0.1% by weight in homogenous materials for lead, hexavalent chromium, mercury, PBB, PBDE, DBP, BBP, DEHP, DIBP, and 0.01% for cadmium, or qualify for an exemption to these limits as defined in the Annexes of Directive 2011/65/EU (RoHS2). Finished electrical and electronic equipment products will be CE marked as required by Directive 2011/65/EU. Components may not be CE marked. Additionally, the part numbers that TE has identified as EU ELV compliant have a maximum concentration of 0.1% by weight in homogenous materials for lead, hexavalent chromium, and mercury, and 0.01% for cadmium, or qualify for an exemption to these limits as defined in the Annexes of Directive 2000/53/EC (ELV). Regarding the REACH Regulation, the information TE provides on SVHC in articles for this part number is based on the latest European Chemicals Agency (ECHA) 'Guidance on requirements for substances in articles' posted at this URL: <https://echa.europa.eu/guidance-documents/guidance-on-reach>




Compatible Parts



Also in the Series | [AMP Signal Double Lock](#)

			
Connector Contacts(8)	Insertion & Extraction Tools(1)	PCB Headers & Receptacles(144)	PCB Latches, Locks & Retainers(17)
			
Rectangular Caps & Covers(1)	Rectangular Connector Housings(23)	Rectangular Connector Locking(2)	Rectangular Connector Seals(10)
			
Rectangular Power Connectors(3)	Standard Rectangular Connectors(1)	Wire-to-Board Connector Assemblies & Housings(76)	Wire-to-Board Connector Contacts(6) & Housings(76)

Customers Also Bought

		
TE Part #917692-1 STD Temp Signal Double Lock Plug	TE Part #917708-1 Signal Double Lock TPA	TE Part #917701-1 2.5 SIGNAL DBL LOCK DLP 5P

Documents

Product Drawings
2.5SDL DBL 14P HSG NAT

English

CAD Files
3D PDF
3D
Customer View Model



[ENG_CVM_CVM_1746076-1_B_c-1746076-1-b.2d_dxf.zip](#)

English

Customer View Model

[ENG_CVM_CVM_1746076-1_B_c-1746076-1-b.3d_igs.zip](#)

English

Customer View Model

[ENG_CVM_CVM_1746076-1_B_c-1746076-1-b.3d_stp.zip](#)

English

By downloading the CAD file I accept and agree to the [Terms and Conditions](#) of use.

Product Specifications

[Product Specification](#)

English