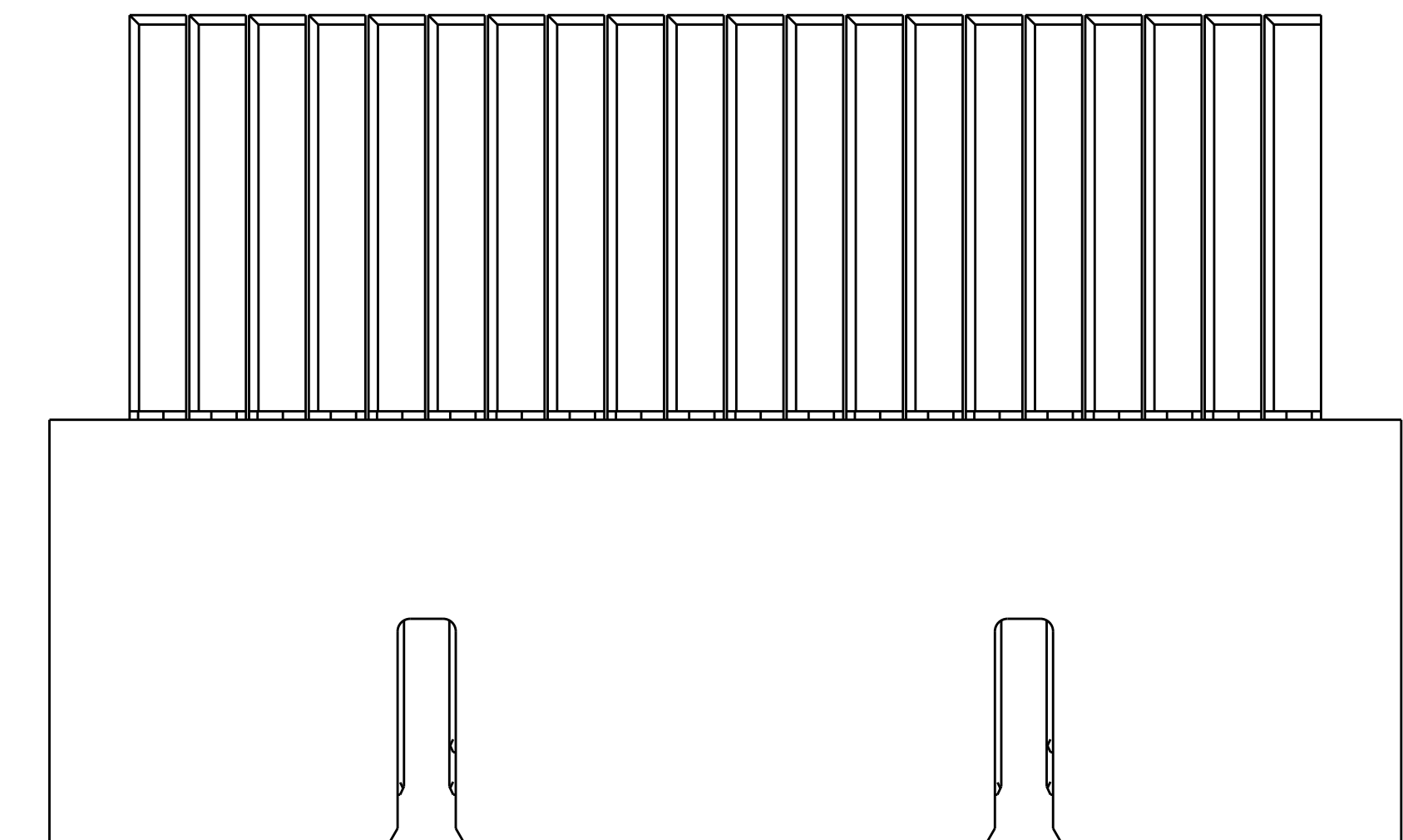
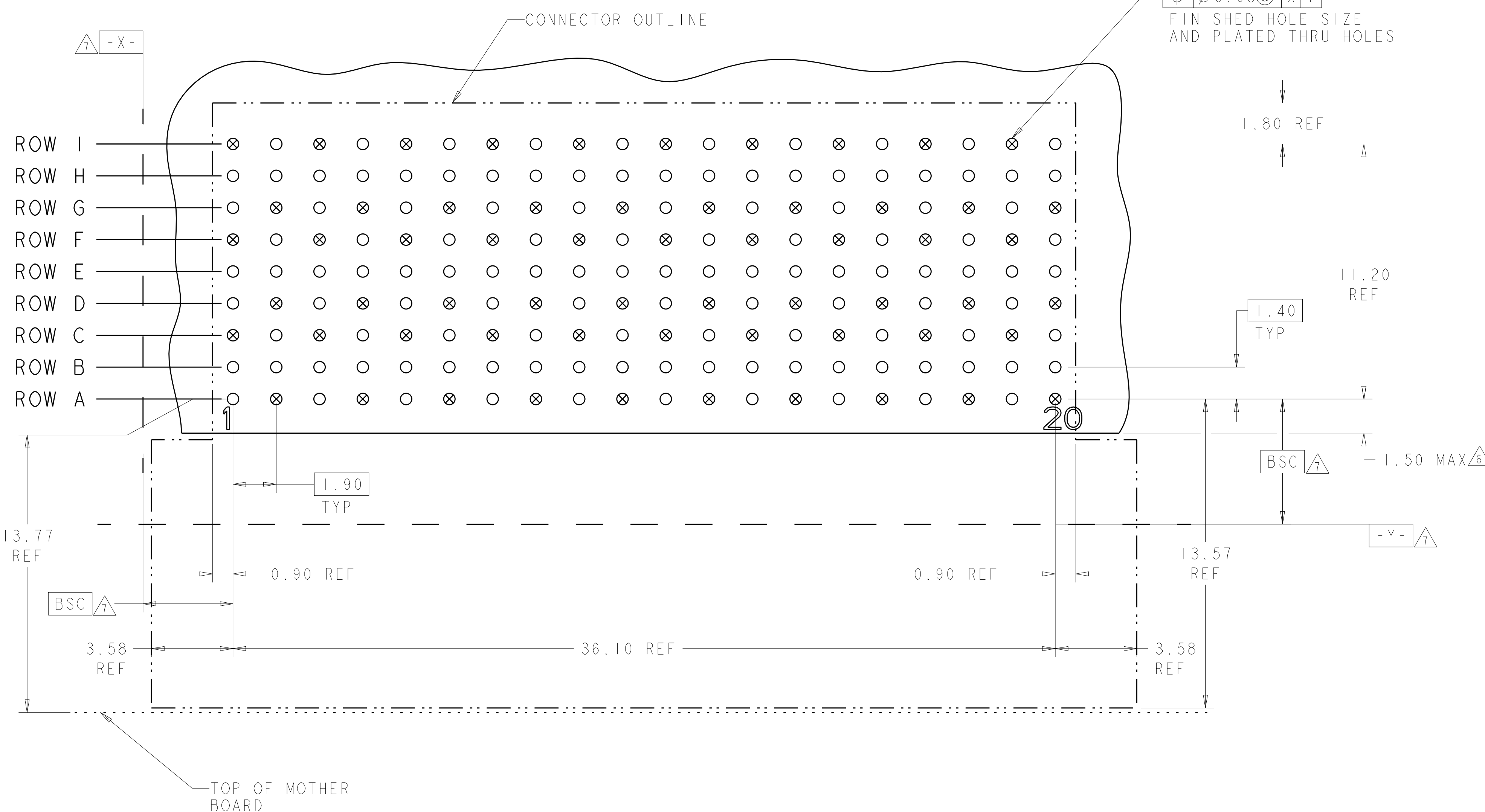
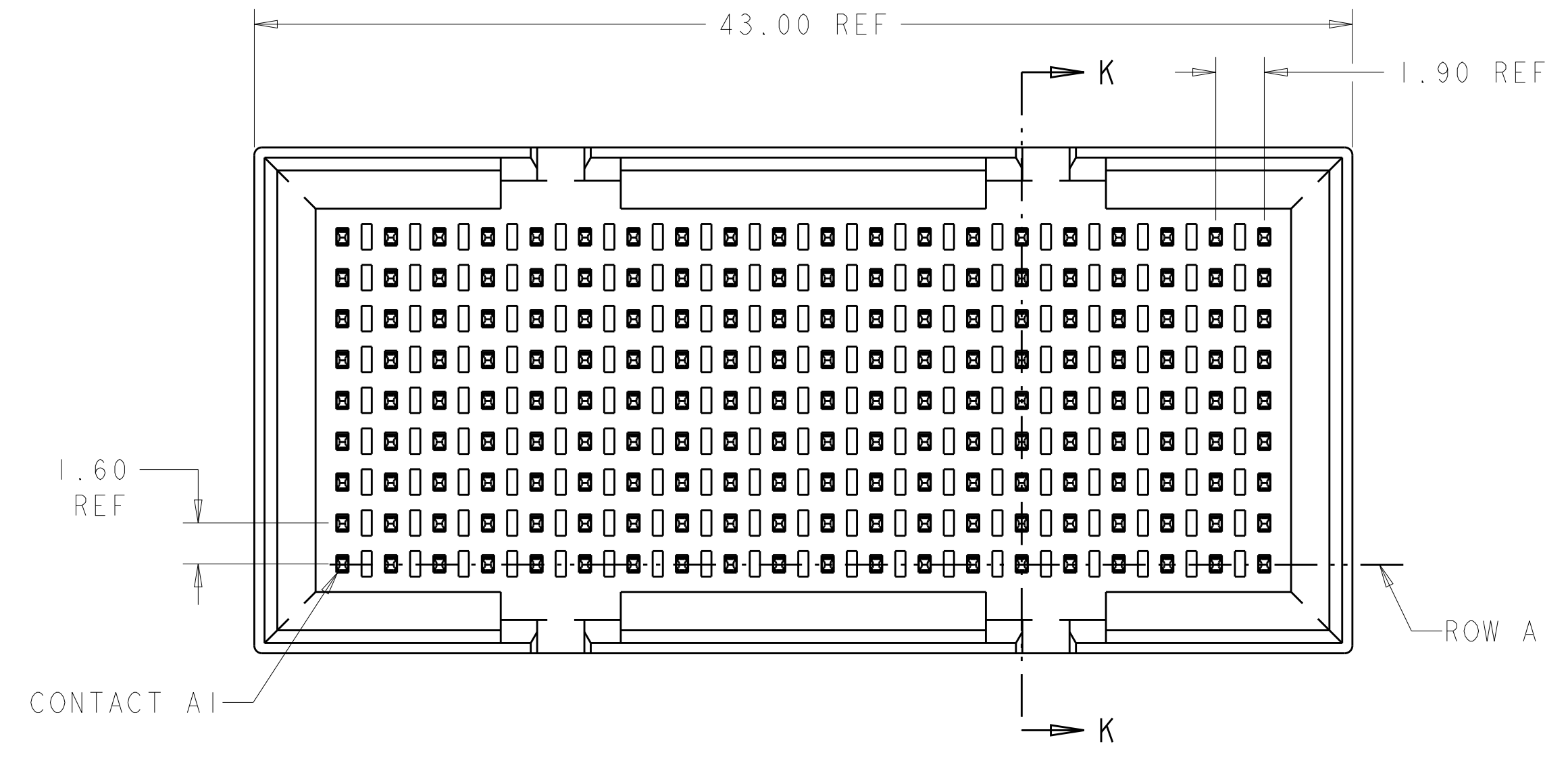
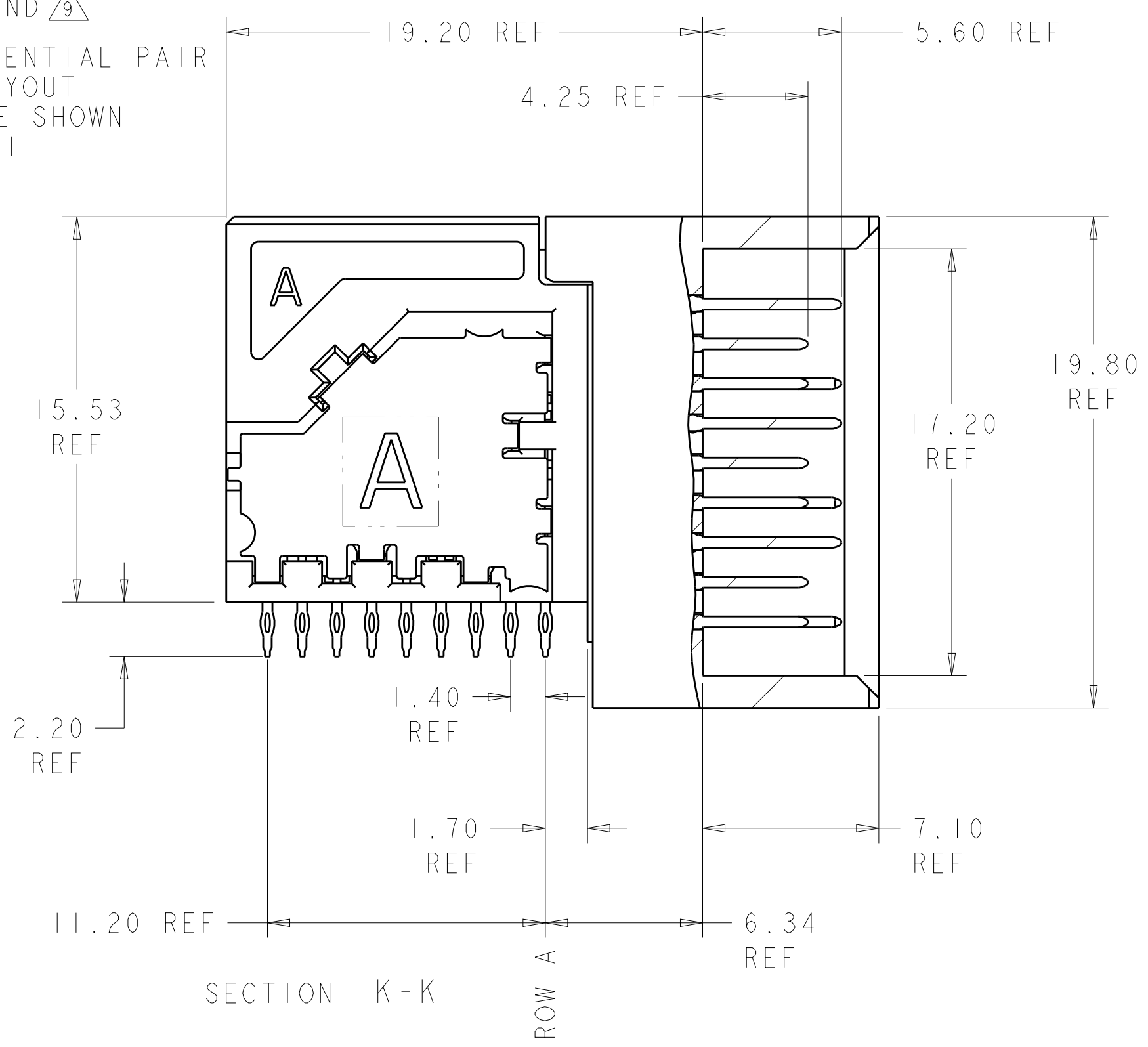


LOC		DIST		REVISIONS			
P	LTN	DESCRIPTION	DATE	DWN	APVD		
C		REV PER ECO 13-001730	1-31-13	CT	DH		
D		ECO-13-004755	26MAR2013	KG	DH		
E		ECO-14-017030	25NOV2014	MGM	CT		



- △ MATERIAL:  
CONTACT AND SHIELD: COPPER ALLOY  
HOUSING AND CHICKLET: LCP, COLOR: BLACK
- △ FINISH:  
CONTACT: MATING AREA: 1.27µm MIN GOLD OVER  
1.27µm MIN NICKEL  
SHIELD: 1.27µm MIN NICKEL
- △ FINISH:  
COMPLIANT PIN AREA: 0.38µm MIN BRIGHT TIN LEAD OVER  
1.27µm MIN NICKEL
- △ FINISH:  
COMPLIANT PIN AREA: 0.38µm MIN MATTE TIN OVER  
1.27µm MIN NICKEL
- △ ---
- △ DIMENSION APPLIES TO CENTERLINE OF THRU HOLE.
- △ DATUMS AND BASIC DIMENSIONS ESTABLISHED BY CUSTOMER.
- △ REFERENCE APPLICATION SPEC 114-13267 FOR RECOMMENDED PLATED THRU HOLE DIAMETER AND PLATING THICKNESS.
- △ ALL GROUNDS IN ODD NUMBERED COLUMNS ARE COMMONED.  
ALL GROUNDS IN EVEN NUMBERED COLUMNS, EXCEPT FOR ROW A ARE COMMONED.

○ = SIGNAL  
⊗ = GROUND  
RECOMMENDED DIFFERENTIAL PAIR  
PC BOARD LAYOUT  
COMPONENT SIDE SHOWN  
SCALE 8:1



△ 4	2102159-2
△ 2	2102159-1
△ 2	△ 3
FINISH	PART NUMBER

THIS DRAWING IS A CONTROLLED DOCUMENT. DIMENSIONING AND TOLERANCING PER GPS (1150 STANDARDS). DIMENSIONS: mm. TOLERANCES UNLESS OTHERWISE SPECIFIED: 0 PLC ±, 1 PLC ±0.13, 2 PLC ±0.05, 3 PLC ±, 4 PLC ±, ANGLES ±2°.

MATERIAL: . FINISH:

DWN: D. BELACK 06 JUL 2009  
CHK: A. TSANG 7-6-2009  
APVD: M. McALONIS 7-6-2009

NAME: Fortis Zd, 3-PAIR, 20-COLUMN, R/A, FULL MODULE ASSEMBLY DIFFERENTIAL PAIR  
PRODUCT SPEC: 108-2409  
APPLICATION SPEC: 114-13267  
WEIGHT: ~27.18g  
CAGE CODE: A100779  
DRAWING NO: 2102159  
SCALE: 5:1 SHEET 1 OF 1 REV E

TE Connectivity