

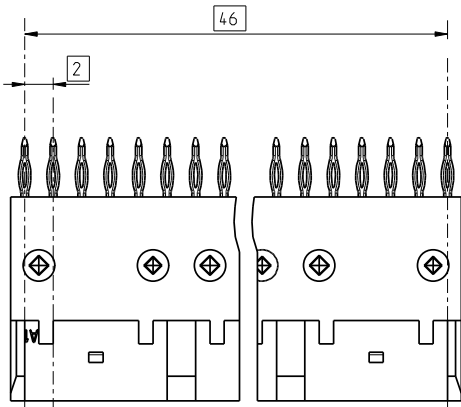
P/N (See note 4)
85763-XYZZLF

With
X : Plating dash number
Y : Termination dash number
ZZ : Loading dash number

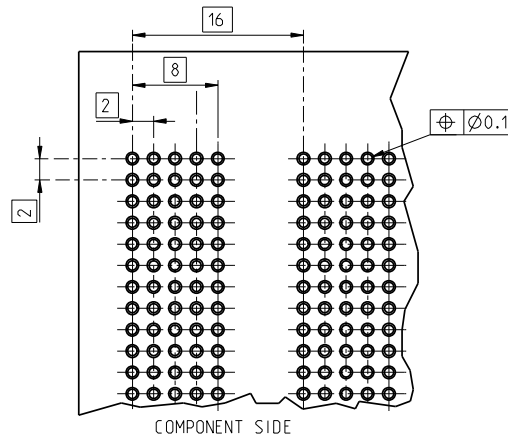
X	PLATING CONTACT AREA
1	STANDARD PLATING See product specification GS-12-447

Y	DIMENSION A
1	4.3
2	13.6

ZZ	CONTACT LOADING
	SEE NEXT PAGE



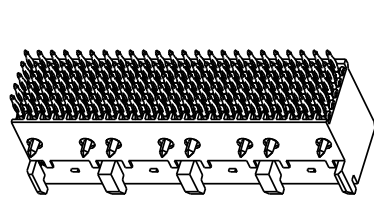
RECOMMENDED LAYOUT



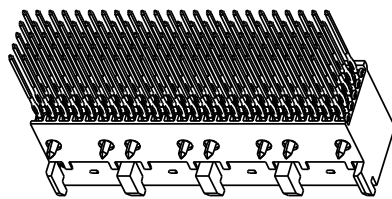
GENERAL CHARACTERISTIC AND ROHS INFORMATIONS
SEE PRODUCT SPECIFICATION : GS-12-447

NOTES :

- 1 - FLAT ROCK PRODUCT. NO SPECIFIC TOOL NEEDED FOR PRESS-FIT INSERTION
- 2 - PRESS-FIT : EON SHAPE
- 3 - TUBE PACKAGING : SEE NEXT PAGE
- 4 - STANDARD PLATING ON PRESS FIT AREA : PURE TIN
TIN LEAD PLATING AVAILABLE ONLY FOR CONTACT LENGTH Y : "1" ON REQUEST



"Y" : 1



"Y" : 2

rev	ecn no	dr	date
R	F12-0026	APA	2012/03/12
-	---	-	---
K	LS05-0076	LGO	2005/09/01
L	L06-0097	LGO	2006/07/08
M	L07-0142	MLE	2007/05/22
N	F10-0027	LSA	2010/04/09
P	F10-0046	LSA	2010/05/04

www.fciconnect.com		surface ISO 1302	tolerance std ISO 406	projection ISO 1101	mm
		TOLERANCES UNLESS OTHERWISE SPECIFIED			
Dr	A.PARRENIN	2011/05/25	ANGULAR	size	Scale
Eng	A.PARRENIN	2011/05/25	LINEAR	A2	4:1
Chr	F.MORILLAS	2011/05/25	0°	0.xx	ECN
Appr	J.PETIT	2011/05/25	Product family	0.xxx	F12-0026
		METRAL		Spec ref	
Title METRAL RCP STR 5 RAW 5 x 24 SIGNAL - FLAT ROCK				drawing no	C-85763
catalog no				CUSTOMER	Rev. R
				sheet 1 of 2	

FCI CONFIDENTIAL



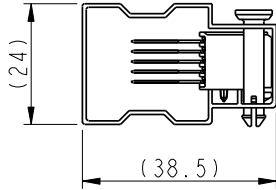
This document is the property of and embodies CONFIDENTIAL and PROPRIETARY information of FCI. No part of the information shown on this document may be used in any way or disclosed to others without the written consent of FCI. Copyright FCI.

REV E - 2006-03-28

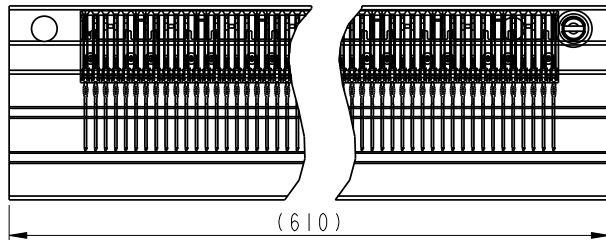
CONTACT LOADINGS

LEAD FREE PART NUMBER	POS	CONFIGURATION																						
		24	23	22	21	20	19	18	17	16	15	14	13	12	11	10	9	8	7	6	5	4	3	2
85763-XY01LF	E	X	X	X	X	X	X	X	X	X	X	X	X	X	X	X	X	X	X	X	X	X	X	X
	D	X	X	X	X	X	X	X	X	X	X	X	X	X	X	X	X	X	X	X	X	X	X	X
	C	X	X	X	X	X	X	X	X	X	X	X	X	X	X	X	X	X	X	X	X	X	X	X
	B	X	X	X	X	X	X	X	X	X	X	X	X	X	X	X	X	X	X	X	X	X	X	X
	A	X	X	X	X	X	X	X	X	X	X	X	X	X	X	X	X	X	X	X	X	X	X	X
85763-XY02LF	E		X		X		X		X		X		X		X		X		X		X		X	
	D	X		X		X		X		X		X		X		X		X		X		X		
	C		X		X		X		X		X		X		X		X		X		X		X	
	B	X		X		X		X		X		X		X		X		X		X		X		
	A		X		X		X		X		X		X		X		X		X		X		X	
	E																							
	D																							
	C																							
	B																							
	A																							

PACKAGING

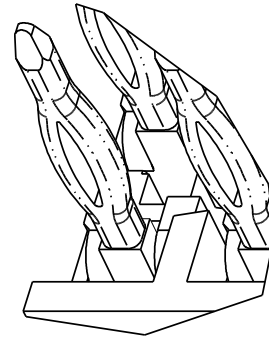


SCALE 1:1

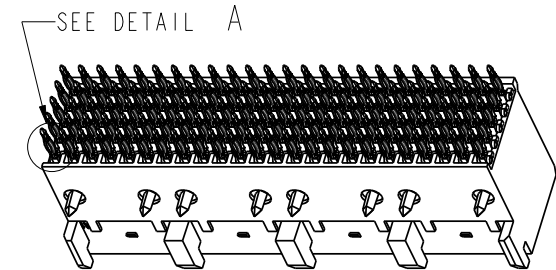


QTY / TUBE 12

PRESS FIT DETAILS



DETAIL A
SCALE 15:1



Material	-	Spec ref			
Mat code	-	surface -	tolerance	projection	mm
Heatreat	-	ISO 1302	ISO 406		
Plating/Finish	-	ISO 1101	ISO 1101		
Dr	A.PARRENIN	2011/05/25	Product family	METRAL	size A3
Eng	A.PARRENIN	2011/05/25	Model Name	85763-X12Z	Scale 4:1
Chr	F.MORILLAS	2011/05/25	Model Revision	1	ECN F12-0026
Appr	J.PETIT	2011/05/25	REL Level	1	CONCEPT
	title	METRAL RCP STR 5 RAW		dwg no	C-85763
		5 x 24 SIGNAL - FLAT ROCK			Rev. R
Pro/E file	catalog no	-	CUSTOMER	sheet 2 of 2	

PDM: Rev:R

STATUS: Released

Printed: Apr 06, 2012