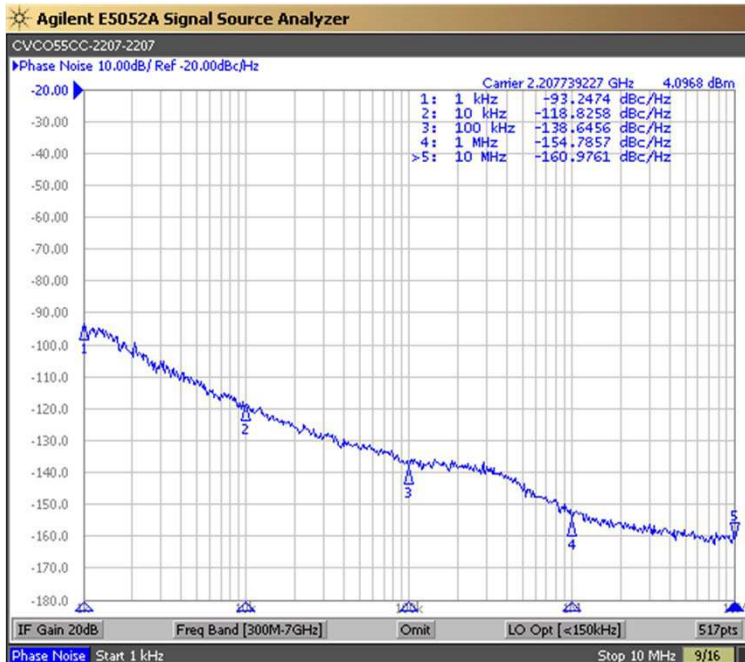


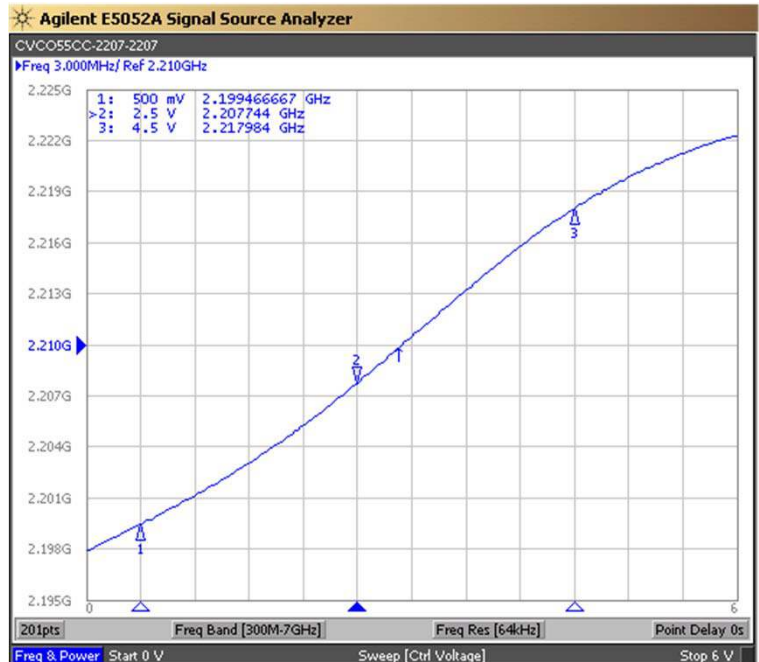


PERFORMANCE SPECIFICATION	MIN	TYP	MAX	UNITS
Lower Frequency:			2207	MHz
Upper Frequency:	2207			MHz
Tuning Voltage:	0.5		4.5	VDC
Supply Voltage:	4.75	5.0	5.25	VDC
Output Power:	+3.0	+4.5	+6.0	dBm
Supply Current:		33	37	mA
Harmonic Suppression (2 nd Harmonic)		-20	-15	dBc
Pushing:		0.2	0.5	MHz/V
Pulling, all Phases:		0.3	0.6	MHz pk-pk
Tuning Sensitivity:		5		MHz/V
Phase Noise @ 10kHz offset:		-118	-115	dBc/Hz
Phase Noise @ 100kHz offset:		-138	-135	dBc/Hz
Load Impedance:		50		Ω
Input Capacitance:			50	pF
Operating Temperature Range:	-40		+85	$^{\circ}\text{C}$
Storage Temperature Range:	-45		+90	$^{\circ}\text{C}$

Phase Noise (1 Hz BW, Typical)

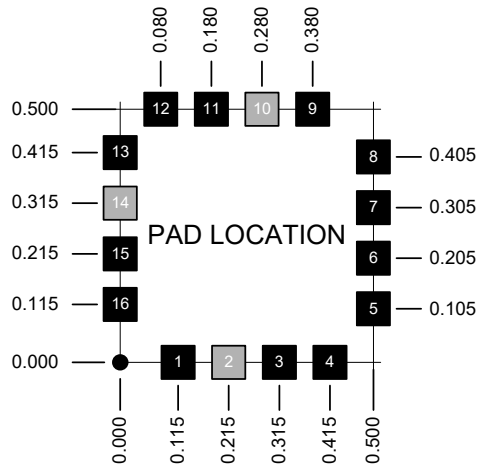
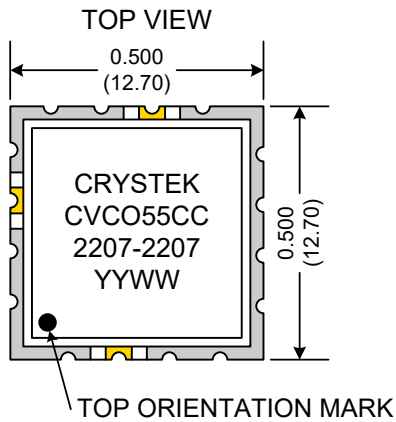
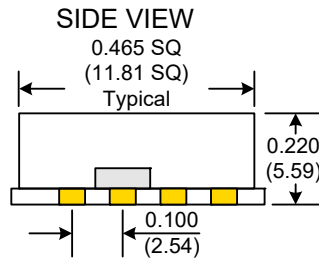
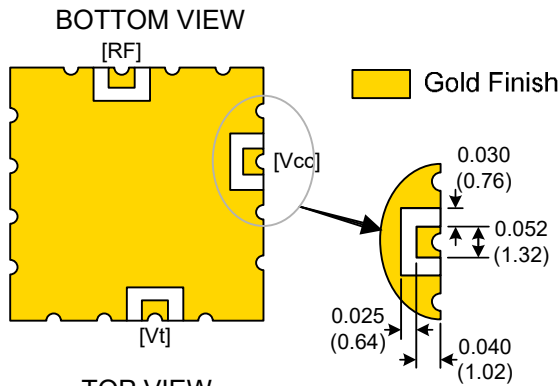


Tuning Curve (Typical)



Product Control:

Crystek Part Number:	CVCO55CC-2207-2207	Release Date:	25-Jul-2022
Revision Level:	E	Responsible:	C. Vales



Pad	Connection
2	Vt
10	RF-OUTPUT
14	Vcc
Others	GROUND

- Unless otherwise specified, Dimensions are in: $\frac{IN}{(mm)}$
- Pad Location Dimensions are in: Inches

TAPE AND REEL



Drawing not to scale

Product Control:

Crystek Part Number:	CVCO55CC-2207-2207	Release Date:	25-Jul-2022
Revision Level:	E	Responsible:	C. Vales

Crystek Corporation reserves the right to make changes to its products and/or information contained herein without notice. No liability is assumed as a result of its use or application.