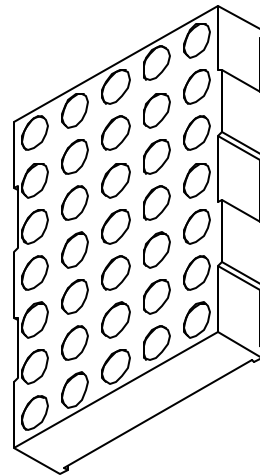
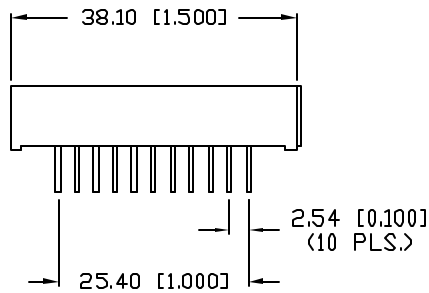
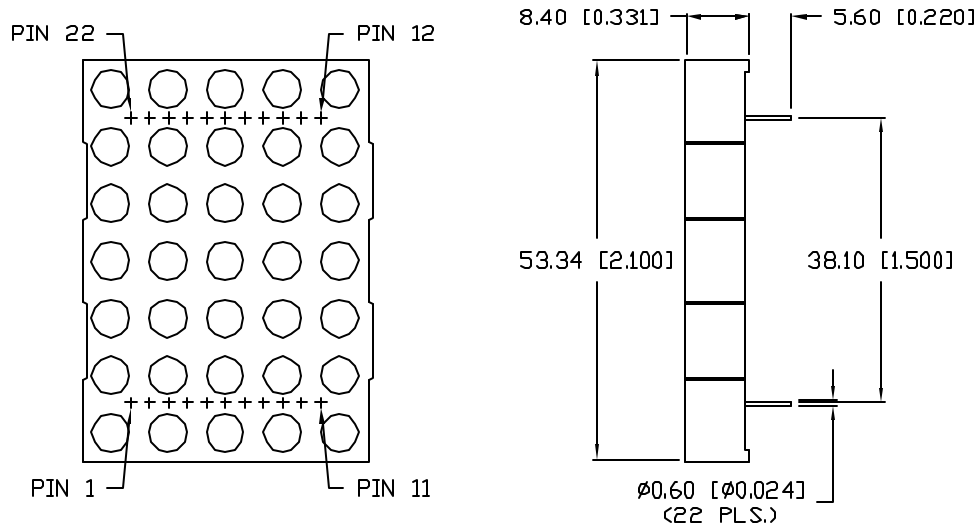


UNCONTROLLED DOCUMENT

PART NUMBER		REV.
LDM-2124757NI		A
REV.	E.C.N. NUMBER AND REVISION COMMENTS	DATE
A	E.C.N. #10BRDR. & REDRAWN IN 3D.	6.28.03



ELECTRO-OPTICAL CHARACTERISTICS $T_A=25^{\circ}\text{C}$ $I_f=10\text{mA}$

PARAMETER	GREEN	RED	BLUE	UNITS	TEST COND
PEAK WAVELENGTH	565	635	430	nm	
FORWARD VOLTAGE (TYP.)	2.2	2.0	4.5	V_f	
FORWARD VOLTAGE (MAX.)	2.6	2.5	5.5	V_f	
REVERSE VOLTAGE	5.0	5.0	5.0	V_r	$I_r=100\mu\text{A}$
AXIAL INTENSITY	2500	2000	2000	μcd	$I_f=10\text{mA}$
FACE COLOR:	GRAY				
SEGMENT COLOR:	MILKY WHITE DIFFUSED				

LIMITS OF SAFE OPERATION AT 25°C PER DOT

PARAMETER	COLORS	MAX	UNITS
PEAK FORWARD CURRENT*		150	mA
STEADY CURRENT	(G/R/B)	25/30/30	mA
POWER DISSIPATION		105	mW
DERATE FROM 25°C		-1.6	mW/ $^{\circ}\text{C}$
OPERATING, STORAGE TEMP.		-40 TO +85	$^{\circ}\text{C}$
SOLDERING TEMP.		+260	$^{\circ}\text{C}$
2.0mm FROM BODY			3 SEC. MAX

* $t < 10\mu\text{s}$

*UNLESS OTHERWISE SPECIFIED TOLERANCES PER DECIMAL PRECISION ARE: X=±1 (±0.039), XX=±0.5 (±0.020), XXX=±0.25 (±0.010), XXXX=±0.127 (±0.005). LEAD SIZE=±0.05 (±0.002), LEAD LENGTH=±0.75 (±0.030). MIN= +DECIMAL PRECISION -0.00 MAX.= +0.00 -DECIMAL PRECISION

UNCONTROLLED DOCUMENT

REV.	PART NUMBER
A	LDM-2124757NI
2.10", FULL COLOR, 5 x 7 DOT MATRIX LED DISPLAY, RGB CHIPS, GRAY FACE WITH WHITE SEGMENTS, COLUMN CATHODE, 22 PINS.	

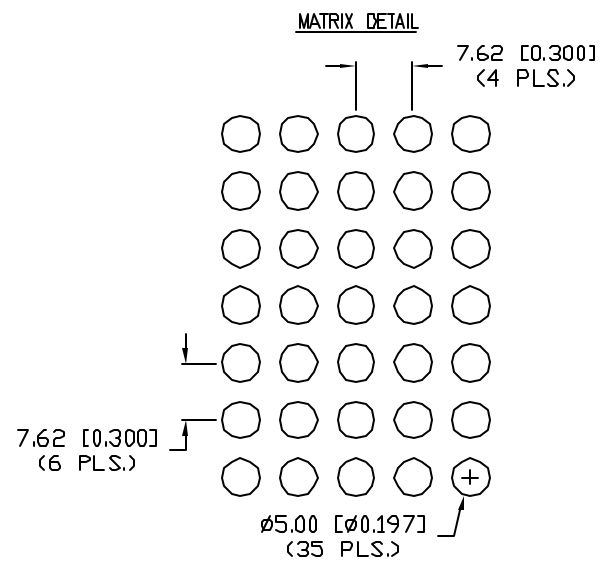
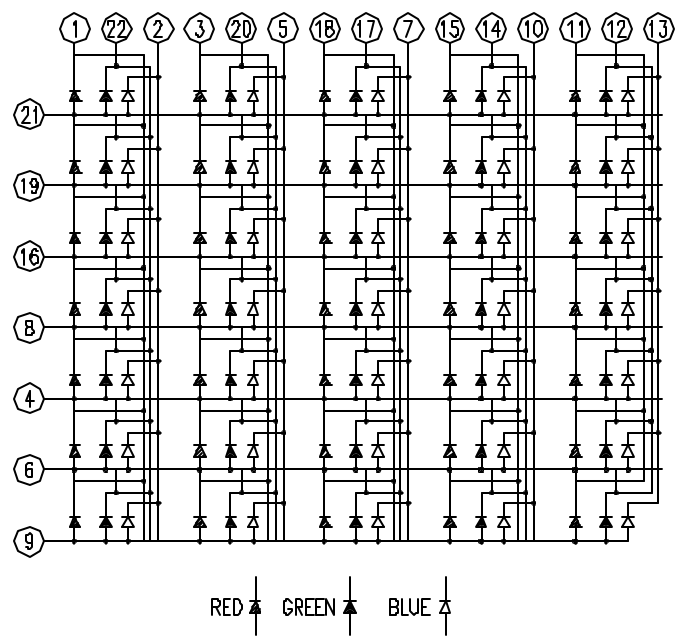
CONFIDENTIAL INFORMATION
 THE INFORMATION CONTAINED IN THIS DOCUMENT IS THE PROPERTY OF LUMEX INC. EXCEPT AS SPECIFICALLY AUTHORIZED IN WRITING BY LUMEX INC., THE HOLDER OF THIS DOCUMENT SHALL KEEP ALL INFORMATION CONTAINED HEREIN CONFIDENTIAL AND SHALL PROTECT SAME IN WHOLE OR IN PART FROM DISCLOSURE AND DISSEMINATION TO ALL THIRD PARTIES.

RELIABILITY NOTE
 OUR MANY YEARS OF EXPERIENCE DATA ACCUMULATION INDICATE THAT SOLDER HEAT IS A MAJOR CAUSE OF EARLY AND FUTURE FAILURE. PLEASE PAY ATTENTION TO YOUR SOLDERING PROCESS.

		290 E. HELEN ROAD PALATINE, IL 60067-6976 PHONE: +1.847.359.2790 US WEB: www.lumex.com TW WEB: www.lumex.com.tw
DRAWN BY:	CHECKED BY:	APPROVED BY:
BC		
DATE:	8.19.96	
PAGE:	1 OF 2	
SCALE:	N/A	

UNCONTROLLED DOCUMENT

PART NUMBER LDM-2124757NI		REV. A
REV.	E.C.N. NUMBER AND REVISION COMMENTS	DATE
	SEE PAGE 1.	



*UNLESS OTHERWISE SPECIFIED TOLERANCES PER DECIMAL PRECISION ARE: X=±1 (±0.039), XX=±0.5 (±0.020), XXX=±0.25 (±0.010), XXXX=±0.127 (±0.005). LEAD SIZE=±0.05 (±0.002), LEAD LENGTH=±0.75 (±0.030). MIN= +DECIMAL PRECISION -0.00 MAX.= +0.00 -DECIMAL PRECISION

UNCONTROLLED DOCUMENT

REV. A	PART NUMBER LDM-2124757NI
2.10", FULL COLOR, 5 x 7 DOT MATRIX, LED DISPLAY, RGB CHIPS, GRAY FACE WITH WHITE DOTS, COLUMN CATHODE, 22 PINS.	

CONFIDENTIAL INFORMATION
THE INFORMATION CONTAINED IN THIS DOCUMENT IS THE PROPERTY OF LUMEX INC. EXCEPT AS SPECIFICALLY AUTHORIZED IN WRITING BY LUMEX INC., THE HOLDER OF THIS DOCUMENT SHALL KEEP ALL INFORMATION CONTAINED HEREIN CONFIDENTIAL AND SHALL PROTECT SAME IN WHOLE OR IN PART FROM DISCLOSURE AND DISSEMINATION TO ALL THIRD PARTIES.

RELIABILITY NOTE
OUR MANY YEARS OF EXPERIENCE DATA ACCUMULATION INDICATE THAT SOLDER HEAT IS A MAJOR CAUSE OF EARLY AND FUTURE FAILURE. PLEASE PAY ATTENTION TO YOUR SOLDERING PROCESS.

		290 E. HELEN ROAD PALATINE, IL 60067-6976 PHONE: +1.847.359.2790 US WEB: www.lumex.com TW WEB: www.lumex.com.tw
DRAWN BY: BC	CHECKED BY:	APPROVED BY:
DATE: 8.19.96		PAGE: 2 OF 2
SCALE: N/A		