

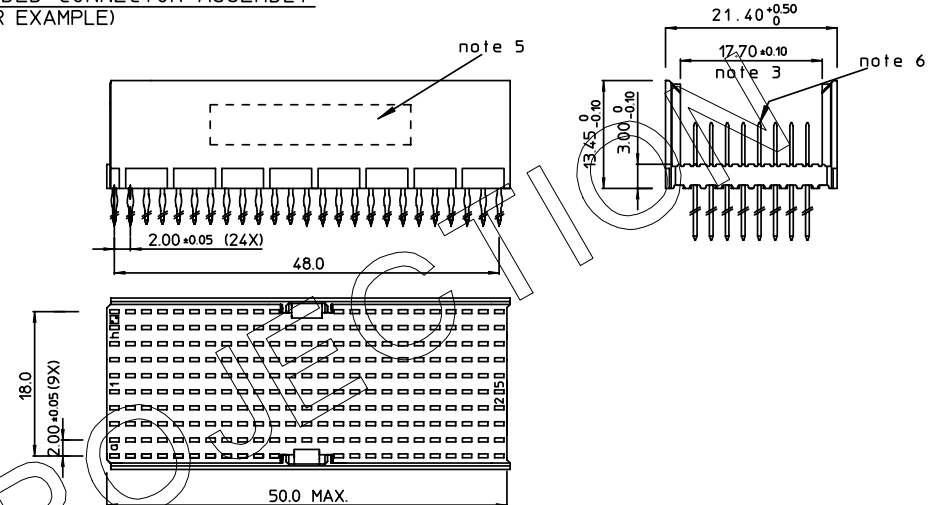
GEN. ST.	01	02	03	04	05	06	07	08	0D	50	60	70	80	90																	
INT. ST.	10	11	12	13	14	18	20	31	32	33	34	38	39	40	42	43	44	45	46	48	56	70	72	73	74	76	81	82	83	84	88

REV.	DATE	DESCRIPTION	BY	C 'K' D'
A	2001-09-14	CONVERSION REVISION 01	KN	
B	2005-10-26	105-0201	VIVEK	BKP
C	2006-08-07	106-0143	ALEX B	BKP

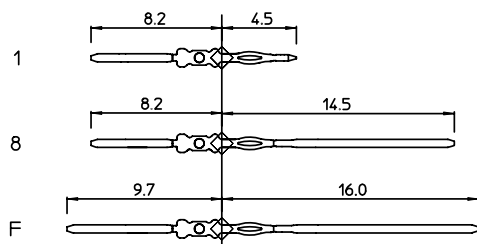
LOADING PATTERN MATING SIDE

	0	0	0	0	0	0	0	0	0	0	X	X	0	0	0	0	0	0	0	0	0	0	0	0	0	0	0	0	0	0	0	0	0	0	0	0	0
y	0	0	0	0	0	0	0	0	0	0	X	X	0	0	0	0	0	0	0	0	0	0	0	0	0	0	0	0	0	0	0	0	0	0	0		
h	8	8	1	1	8	8	1	1	8	8	1	1	8	8	1	1	8	8	8	8	8	8	8	8	8	8	8	8	8	8	8	8	8	8	8		
g	1	1	8	8	1	1	8	8	1	1	8	8	1	1	8	8	8	8	8	8	8	8	8	8	8	8	8	8	8	8	8	8	8	8	8		
f	F	F	1	1	F	F	1	1	F	F	1	1	F	F	1	1	F	F	8	8	F	F	8	8	F	F	8	8	F	F	8	8	F	F	8		
e	1	1	8	8	1	1	8	8	1	1	8	8	1	1	8	8	8	8	8	8	8	8	8	8	8	8	8	8	8	8	8	8	8	8	8	8	
d	8	8	1	1	8	8	1	1	8	8	1	1	8	8	1	1	8	8	8	8	8	8	8	8	8	8	8	8	8	8	8	8	8	8	8	8	
c	1	1	F	F	1	1	F	F	1	1	F	F	1	1	F	F	8	8	F	F	8	8	F	F	8	8	F	F	8	8	F	F	8	8	F		
b	8	8	1	1	8	8	1	1	8	8	1	1	8	8	1	1	8	8	8	8	8	8	8	8	8	8	8	8	8	8	8	8	8	8	8	8	
a	1	1	8	8	1	1	8	8	1	1	8	8	1	1	8	8	8	8	8	8	8	8	8	8	8	8	8	8	8	8	8	8	8	8	8	8	
z	0	0	0	0	0	0	0	0	0	0	0	X	X	0	0	0	0	0	0	0	0	0	0	0	0	0	0	0	0	0	0	0	0	0	0		
POS	0	0	0	0	0	0	0	0	0	0	0	0	0	0	0	0	0	0	0	0	0	0	0	0	0	0	0	0	0	0	0	0	0	0	0		
	1	5	10	15	20	25																															

LOADED CONNECTOR ASSEMBLY (FOR EXAMPLE)

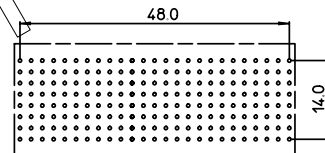


CONTACT OVERVIEW



SEATING PLANE FOR CONNECTOR

LAY-OUT P.C.B.-HOLE



LEAD FREE INDICATOR : LF = LEAD FREE (DIGIT 15 & 16)

HM2P95PNE180

PLATING CODE (DIGIT 13 AND 14) (REF DWG No. BS,C ,201844.003)

NOTES:

- THIS PRODUCT IS CSA APPROVED.
- THIS PRODUCT IS UL RECOGNIZED.
- MEASURED AT THE BOTTOM.
- MATERIAL CONTACT: PHOSPHORBRONZE
HOUSING: CREAM WHITE GLASSFILLED POLYESTER UL-94V0
- CONNECTOR PRINTED WITH P/N AND DATE CODE.
- FOR ACTUAL CONTACT LOADINGS, SEE LOADING PATTERN MATING SIDE.
- SHAPE OF CONNECTOR HOUSING CAN ALTER DEPENDING ON PRODUCTION LOCATION.
- THE PRODUCT (LF) MEETS EUROPEAN UNION DIRECTIVES AND OTHER COUNTRY REGULATIONS AS DESCRIBED IN GS-22-008
- FOR RECOMMENDED PTH DIMENSIONS REFER DRAWING : BS,A ,201572.001

1DEC ± 0,2 2DEC ± 0,1 ANGLES ± 1°	APPR.	DATE	SIGN.	LOADING PATTERN OVERVIEW (8+2 ROW)
	DRAFT	2000-07-31	M.Fret	CAT. No. HM2P95PNE 180----
WE RESERVE THE RIGHT TO CHANGE DIMENSIONS OR REQUIREMENTS WITHOUT PRIOR NOTICE.	CHECKED			FCJ www.fciconnect.com SCALE
	PRD. MGR.			
ALL DIMENSIONS IN MM	PR.ENG.MGR.			REFERENCES
	PR.MGT.MGR.			
				BS,C ,202175,183 C
PDM: Rev:C				STATUS: Released
CUSTOMER DRAWING				REVISION
Printed: Dec-02, 2007				