


**Data sheet | Item number: 221-510**

Mounting carrier; 221 Series - 6 mm<sup>2</sup>; for DIN-35 rail mounting/screw mounting; orange

[www.wago.com/221-510](http://www.wago.com/221-510)



Color:

**Data**

**Physical data**

Width	19.3 mm / 0.76 inches
Height	94.2 mm / 3.709 inches

Subject to changes. Please also observe the further product documentation!

WAGO GmbH & Co. KG  
Hansastr. 27  
32423 Minden  
Phone: +49571 887-0 | Fax: +49571 887-169  
Email: [info.de@wago.com](mailto:info.de@wago.com) | Web: [www.wago.com](http://www.wago.com)

Do you have any questions about our products?  
We are always happy to take your call at +49 (571) 887-44222.



Depth from upper-edge of DIN-rail	28.3 mm / 1.114 inches
-----------------------------------	------------------------

## Mechanical Data

Mounting type	DIN-35 rail Screw mount
Suitable	for 2-, 3- and 5-conductor 221 Series Splicing Connectors (6 mm <sup>2</sup> )

## Material Data

Note (material data)	Information on material specifications can be found here
----------------------	--

Color	orange
Material group	I
Insulation material	Polyamide (PA66)
Flammability class per UL94	V0
Fire load	0.357 MJ
Weight	11.9 g

## Commercial data

eCl@ss 10.0	27-14-11-92
eCl@ss 9.0	27-14-11-92
ETIM 8.0	EC002848
ETIM 7.0	EC002848
PU (SPU)	50 (10) pcs
Packaging type	box
Country of origin	CN
GTIN	4055143736695
Customs tariff number	39269097900

## Environmental Product Compliance

RoHS Compliance Status	Compliant, No Exemption
------------------------	-------------------------

## Optional accessories

### Marking accessories

Marking strip
---------------

<b>Item no.: 210-833</b>	<a href="http://www.wago.com/210-833">www.wago.com/210-833</a>
--------------------------	--

Marking strips; 25 m on roll; 6 mm wide; plain; Self-adhesive; white
--

Subject to changes. Please also observe the further product documentation!

WAGO GmbH & Co. KG

Hansastr. 27

32423 Minden

Phone: +49571 887-0 | Fax: +49571 887-169

Email: [info.de@wago.com](mailto:info.de@wago.com) | Web: [www.wago.com](http://www.wago.com)

Do you have any questions about our products?

We are always happy to take your call at +49 (571) 887-44222.



## Mounting adapter

### Mounting accessories

<b>Item no.: 222-505</b> Strain relief plate; for mounting carrier; 221 or 222 Series, can be snapped	<a href="http://www.wago.com/222-505">www.wago.com/222-505</a>
<b>Item no.: 222-510</b> Angled DIN-rail adapter; in combination with mounting carrier; 221-500 or 222-500; for DIN-35 rail mounting; gray	<a href="http://www.wago.com/222-510">www.wago.com/222-510</a>

## Downloads

### Documentation

#### Bid Text

221-510 X81 - Datei	2019 年2月19 日	xml 2.7 kB	Download
221-510 docx - Datei	2019 年1月23 日	docx 14.9 kB	Download
ausschreiben.de 221-510		URL	Download

## CAD/CAE-Data

### CAD data

2D/3D Models 221-510	URL	Download
----------------------	-----	----------

### CAE data

ZUKEN Portal 221-510	URL	Download
EPLAN Data Portal 221-510	URL	Download

## Environmental Product Compliance

### Compliance Search

Environmental Product Compliance 221-510 Mounting carrier; 221 Series - 6 mm <sup>2</sup> ; for DIN-35 rail mounting/screw mounting; orange	URL	Download
--	-----	----------

Subject to changes. Please also observe the further product documentation!

## Installation Notes

### Conductor termination



**CAGE CLAMP® connection:**

Removing a conductor.

Conductor termination with connectors fitted  
in a mounting carrier



Inserting a connector into the mounting carrier.

Inserting a connector into the mounting carrier.



Removing a connector from the mounting  
carrier.

---

Subject to changes. Please also observe the further product documentation!



Securing a strain relief plate (222-505) to the mounting carrier.



Snapping the angled DIN-rail adapter (222-510) onto the mounting carrier.




Horizontal mounting on DIN-35 rail using an angled DIN-rail adapter



Horizontal mounting on DIN-35 rail using an angled DIN-rail adapter



Horizontal screw mounting with strain relief plate on a flat surface



Vertical mounting with strain relief plate on DIN-35 rail

---

Subject to changes. Please also observe the further product documentation!



Strain relief via cable ties on the mounting carrier (transverse to the connectors' wiring direction) – clamping units labeled via marking strips (210-334)




Vertical screw mounting with strain relief plate on a flat surface



Mounting carrier on a DIN-35 rail

### Testing



Testing connectors via test slots on top of the carrier.

Subject to changes. Please also observe the further product documentation!