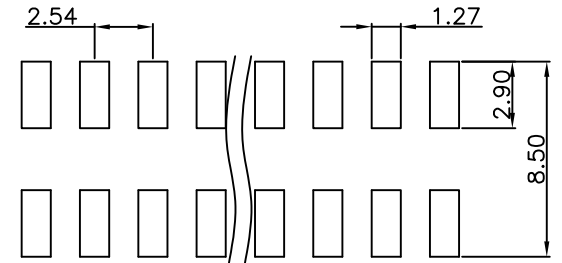
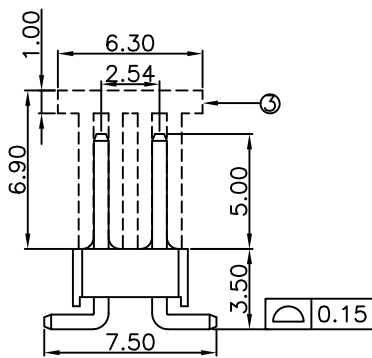
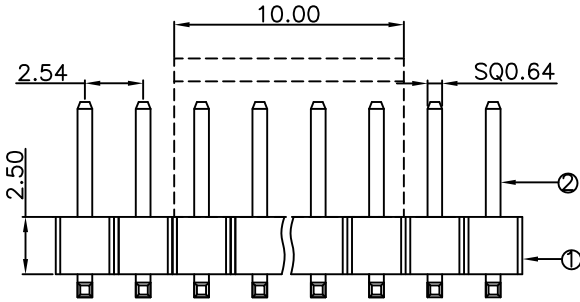


REV.	DESCRIPTION	DATE
A	New Drawing	2019/01/09

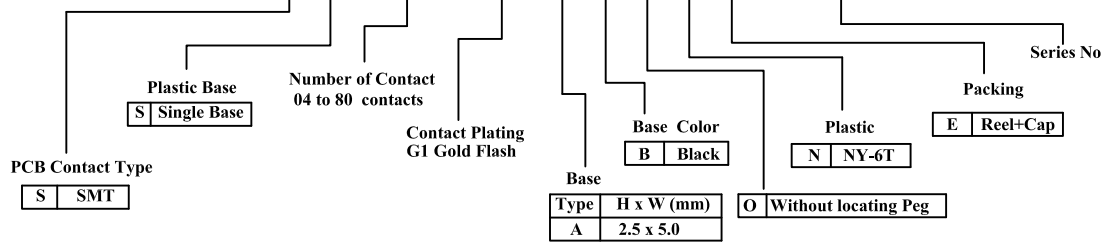
LTR	Part Name	Material	Description	QTY
1	Housing	Nylon UL94V-0	260°C for 10 Seconds . Initial : 1000M Ohms Min. After Test : 500M Ohms Min.	1
2	Contact	Brass	Current Rating : 3.0A Initial : 20m Ohms Max. After Test : 40m Ohms Max.	XX
3	Cap	Nylon UL94V-0	260°C for 10 Seconds .	1

Temperature Rating : -40°C ~ +125°C .
Dielectric Withstanding Voltage : 1000V AC/Min



P.C.B LAYOUT

P H E D - S S X X X G 1 A B O N E - B 3 0 0



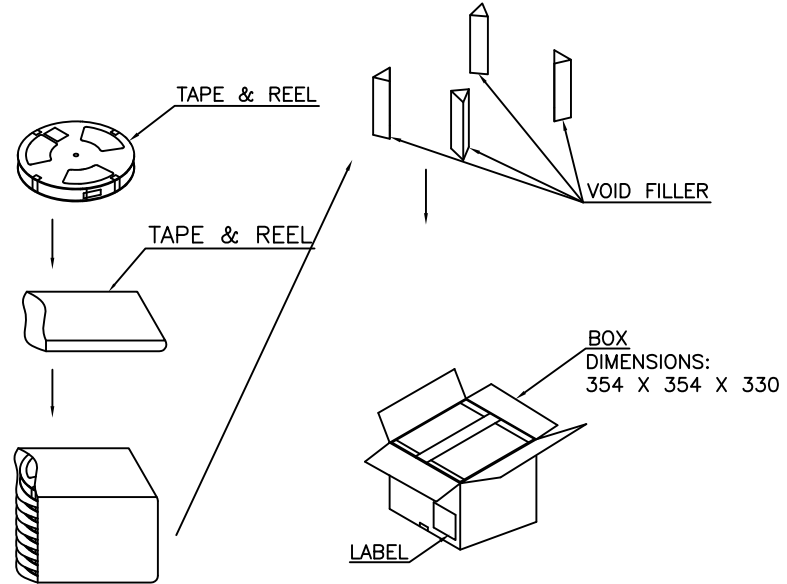
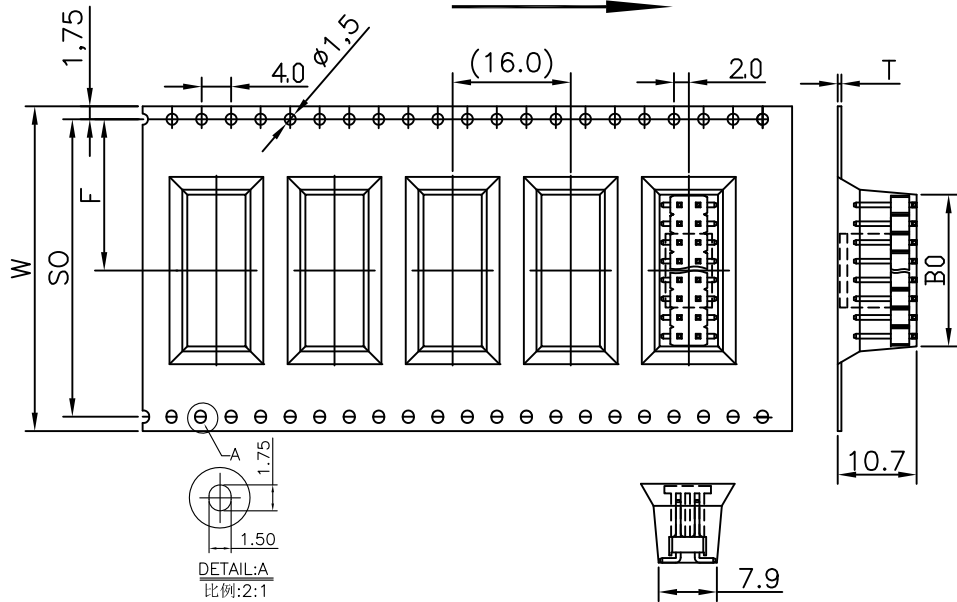
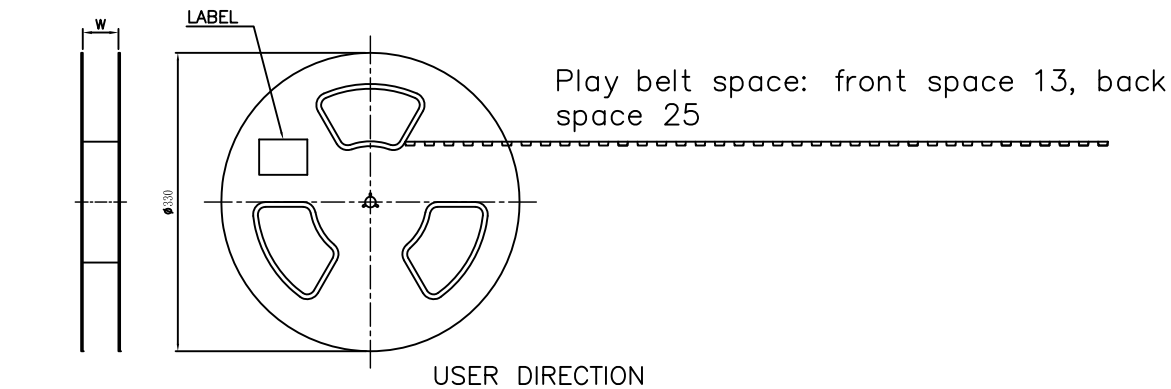
Superior Tech Co., Ltd.

REV.	UNIT	SCALE
A	mm	3:1

General Tolerance	TITLE	DATE	NO.
X. ± 0.5	DRAWN Annie	01-09-19'	002
.X ± 0.3			
.XX ± 0.2	CHECK Annie	01-09-19'	PART NO. PHED-SSXXXG1ABONE-B300
.XXX ± 0.1			
Angle ± 5°	APPROVED Tom	DATE 01-09-19'	CUSTOMER NO. DK

(Q2-R03-01A) ST-R05-07

REV.	DESCRIPTION	DATE
A	New Drawing	2022/05/30



- (1) 10 sprocket hole pitch cumulative tolerance ± 0.20 .
- (2) Carrier camber is within 1 mm in 250mm.
- (3) All dimensions meet EIA-481-C requirements.
- (4) Material: Transparent PS Thickness: 0.40 ± 0.05 (JG-TR-400)
- (5) Reel: 13" * 4", Carrier Length: 6.336 M/R.
- (6) Package quantity: 350. PCS.
- (7) Not Dimensioned angle is 3° .

Specifications	W	B0	F	S0	T	Quantity per volume	Quantity per box
2*2Pin		5.25 ± 0.18				350Pcs / 1 volume	3500 Pcs / box
2*3Pin	24.00 ± 0.30	7.80 ± 0.18	11.5 ± 0.18				
2*4Pin		10.35 ± 0.18					
2*5Pin		12.9 ± 0.18			0.50 ± 0.05	350Pcs / 1 volume	2800 Pcs / box
2*6Pin	32.00 ± 0.30	15.45 ± 0.18		28.40 ± 0.05			
2*7Pin		18.00 ± 0.18					
2*8Pin	44.00 ± 0.30	20.55 ± 0.18		40.40 ± 0.05			
							2100 Pcs / box

Superior Tech Co., Ltd.

General Tolerance		TITLE		PHED-SSXXXG1ABONE-B300_Packing	
X.	± 0.5	DRAWN	Tom	DATE	2022/05/30
.X	± 0.3	CHECK		DATE	
.XX	± 0.2	APPROVED		DATE	
.XXX	± 0.1			DATE	
Angle	$\pm 5^\circ$				
				NO.	
				PART NO.	
				PHED-SSXXXG1ABONE-B300	
				CUSTOMER NO.	
				DK	

REV.	UNIT	SCALE
A	mm	1:1

