

XCSE73117

Safety switch, Telemecanique Safety switches XCS, metal XCSE, 2NC+1 NO, slow break, 2 entries tapped Pg 13, 24 V



Main

| | |
|--|--|
| Range of Product | Telemecanique Safety switches XCS |
| Product or Component Type | Safety switch |
| Component name | XCSE |
| Design | Rectangular |
| Material | Metal |
| Head type | Key operated turret head |
| Contacts type and composition | 2 NC + 1 NO |
| Contact operation | Slow-break, break before make |
| Solenoid contacts type and composition | 2 NC slow-break, simultaneous) |
| Cable entry | 2 entries tapped Pg 13.5 |
| Electromagnet interlocking | Locking on de-energisation and unlocking on energisation of solenoid |
| [Us] solenoid rate of supply voltage | 24/48 V |
| Cable outer diameter | 0.35...0.47 in (9...12 mm) |
| Electrical connection | Terminal 1 x 0.5...2 x 1.5 mm ² with or without cable end |
| Number of poles | 3 |
| Locking options description | With interlocking, locking by solenoid |
| Local signalling | For guard open/guard closed and locked 2 LEDs (green or orange) |
| Signalling circuit voltage | 24/48 V 20...52 V) |

Complementary

| | |
|--|--|
| Positive opening | With NC contact |
| Supply voltage type | AC/DC |
| Supply frequency | 50/60 Hz |
| Load factor | 1 |
| Power consumption in VA | 10 VA inrush 10 VA sealed |
| Signalling circuit type | AC/DC |
| Signalling circuit consumption | 7 mA |
| Mechanical durability | 1000000 cycles |
| Minimum actuation speed | 0.03 ft/s (0.01 m/s) |
| Maximum actuation speed | 1.64 ft/s (0.5 m/s) |
| [Ie] rated operational current | 0.55 A 125 V, DC-13, Q300 EN/IEC 60947-5-1 0.27 A 250 V, DC-13, Q300 EN/IEC 60947-5-1 3 A 120 V, AC-15, B300 EN/IEC 60947-5-1 1.5 A 240 V, AC-15, B300 EN/IEC 60947-5-1 |
| [Ithe] conventional enclosed thermal current | 6 A |
| [Ui] rated insulation voltage | 50 V EN/IEC 60947-1 signalling circuit |
| [Uimp] rated impulse withstand voltage | 6 kV EN/IEC 60947-5-1 |
| Protection type | Overvoltage protection signalling circuit |
| Short-circuit protection | 10 A cartridge fuse gG (gl) |
| Actuator forcible withdrawal rtc | 2000 N |

| | |
|---------------------------------------|---|
| Minimum actuator force for extraction | 20 N |
| Maximum operating rate | 10 cyc/mn for maximum durability |
| Safety level | Can reach category 4 with the appropriate monitoring system and correctly wired EN/ISO 13849-1 Can reach PL = e with the appropriate monitoring system and correctly wired EN/ISO 13849-1 Can reach SIL 3 with the appropriate monitoring system and correctly wired EN/IEC 61508 |
| Safety reliability data | B10d = 5000000 value given for a life time of 20 years limited by mechanical or contact wear |
| Body Material | Zamak |
| Head material | Zamak |
| Depth | 1.73 in (44 mm) |
| Height | 5.75 in (146 mm) |
| Width | 3.86 in (98 mm) |
| Net Weight | 2.51 lb(US) (1.14 kg) |

Environment

| | |
|---------------------------------------|--|
| Standards | UL 508 EN/ISO 12100 EN 1088/ISO 14119 EN/IEC 60204-1 EN/IEC 60947-5-1 CSA C22.2 No 14 |
| Product Certifications | CSA UL |
| Protective treatment | TC |
| Ambient Air Temperature for Operation | -13...104 °F (-25...40 °C) |
| Ambient Air Temperature for Storage | -40...158 °F (-40...70 °C) |
| Vibration resistance | 5 gn 10...500 Hz)IEC 60068-2-6 |
| Shock resistance | 10 gn 11 ms IEC 60068-2-27 |
| Electrical shock protection class | Class I EN/IEC 61140 |
| IP degree of protection | IP67 conforming to EN/IEC 60529 and EN/IEC 60947-5-1 |




Ordering and shipping details

| | |
|-----------------------|-------------------------------|
| Category | 22411-LIMIT SWITCHES,IEC,XCKJ |
| Discount Schedule | T |
| GTIN | 3389110708769 |
| Nbr. of units in pkg. | 1 |
| Package weight(Lbs) | 2.89 lb(US) (1.309 kg) |
| Returnability | No |
| Country of origin | FR |

Packing Units

| | |
|------------------------------|-------------------------|
| Unit Type of Package 1 | PCE |
| Package 1 Height | 4.33 in (11 cm) |
| Package 1 width | 6.02 in (15.3 cm) |
| Package 1 Length | 2.13 in (5.4 cm) |
| Unit Type of Package 2 | S02 |
| Number of Units in Package 2 | 6 |
| Package 2 Weight | 18.04 lb(US) (8.182 kg) |
| Package 2 Height | 5.91 in (15 cm) |
| Package 2 width | 11.81 in (30 cm) |
| Package 2 Length | 15.75 in (40 cm) |

Offer Sustainability

| | |
|---------------------------|---|
| California proposition 65 | WARNING: This product can expose you to chemicals including: Diisononyl phthalate (DINP), which is known to the State of California to cause cancer, and Di-isodecyl phthalate (DIDP), which is known to the State of California to cause birth defects or other reproductive harm. For more information go to www.P65Warnings.ca.gov |
| REACH Regulation |  REACH Declaration |
| EU RoHS Directive | Not applicable, out of EU RoHS legal scope |
| Environmental Disclosure |  Product Environmental Profile |
| Circularity Profile |  End Of Life Information |

Contractual warranty

| | |
|----------|-----------|
| Warranty | 18 months |
|----------|-----------|