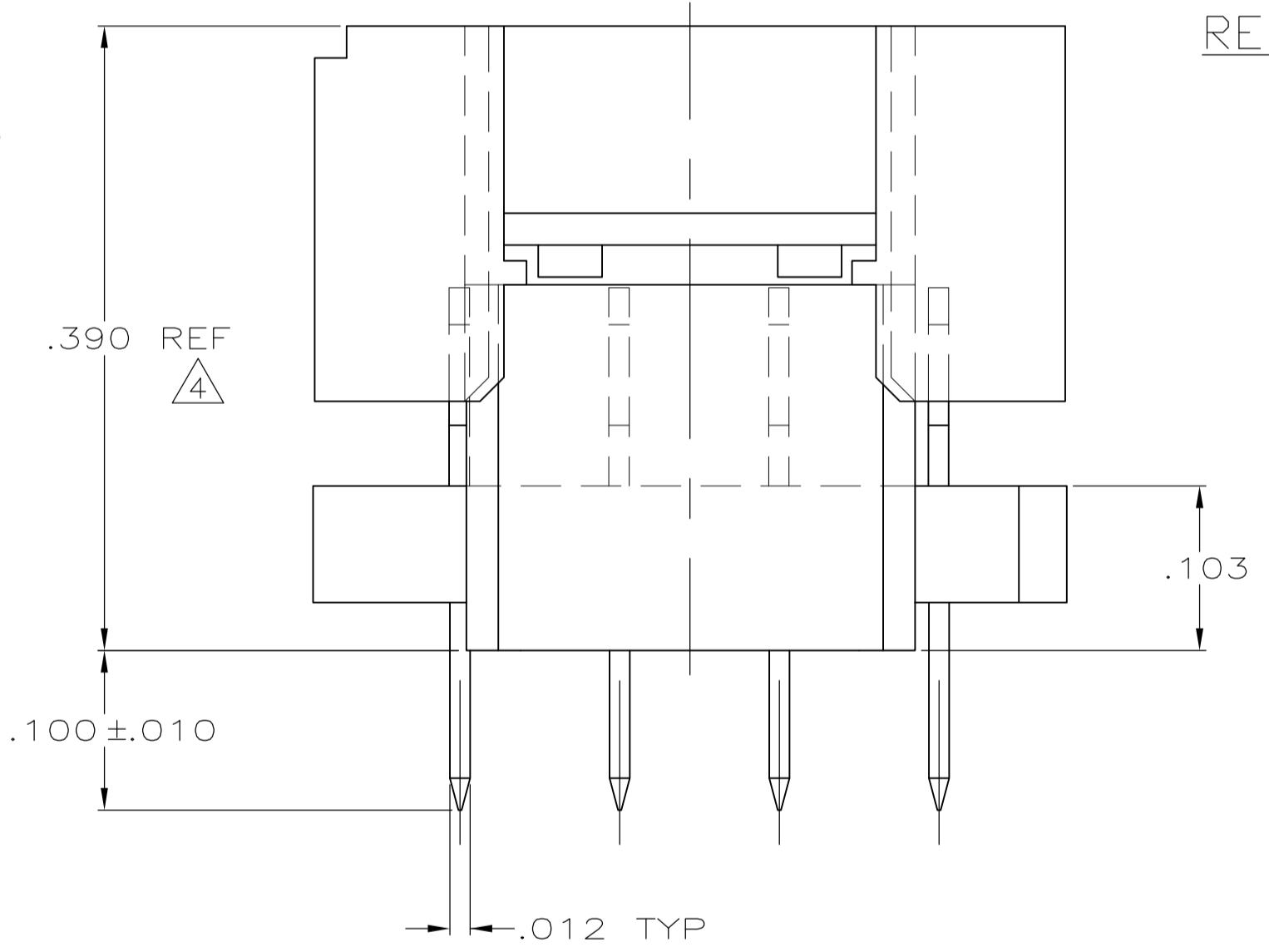
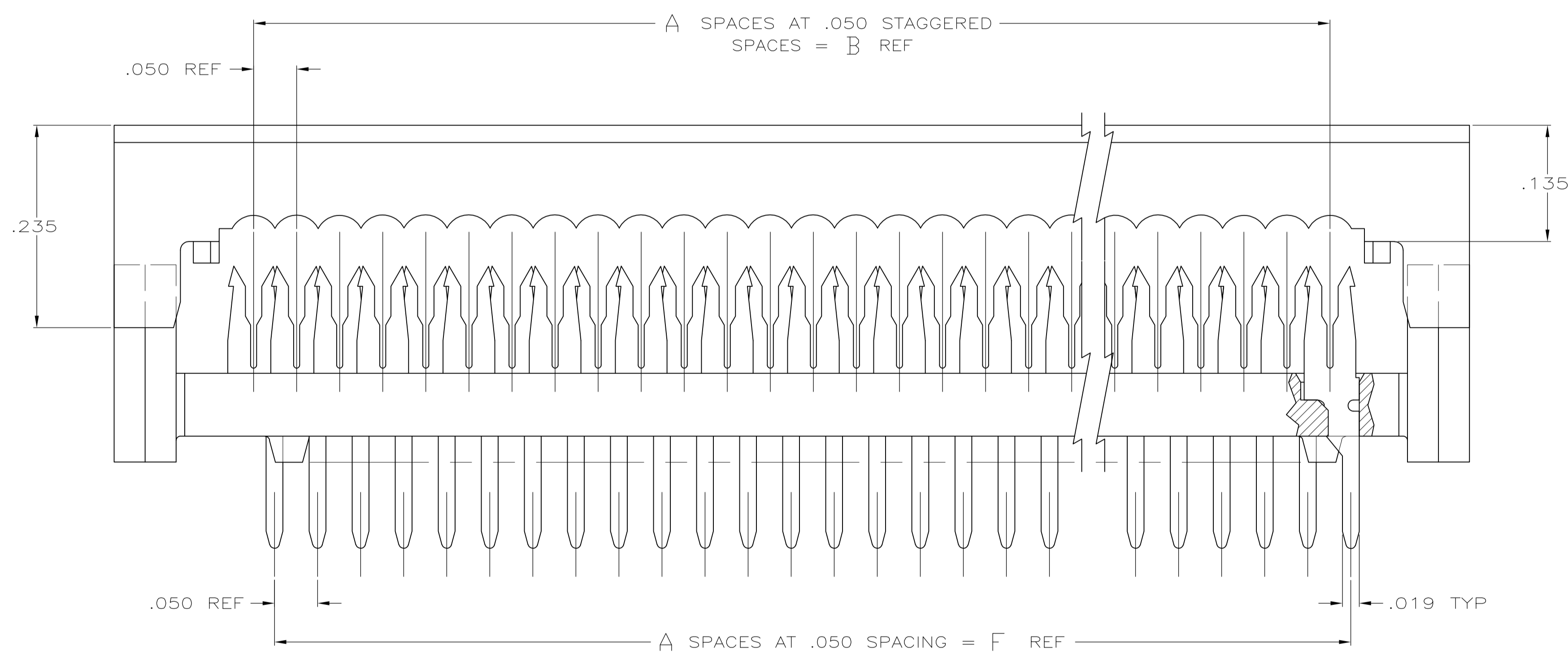
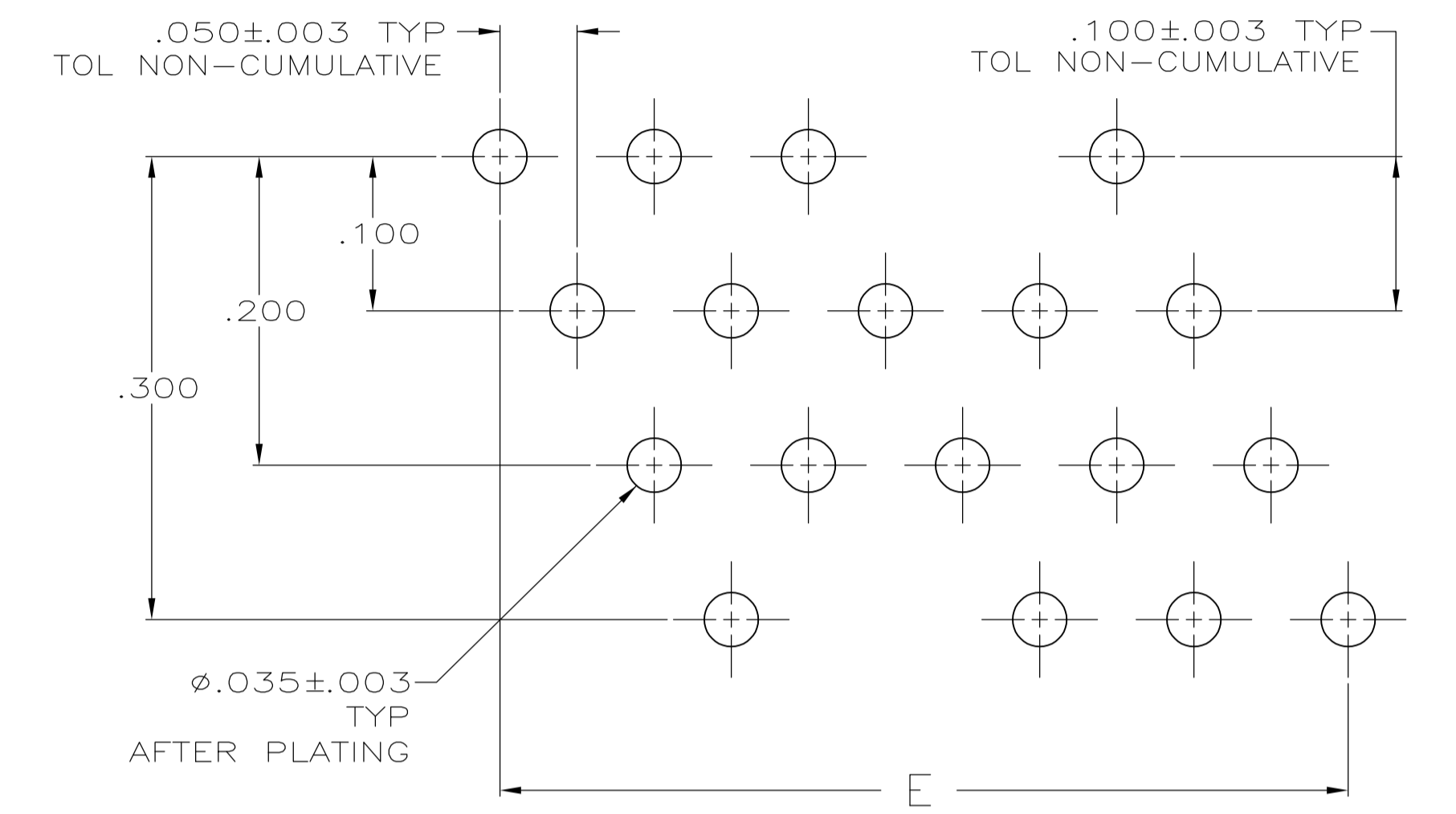
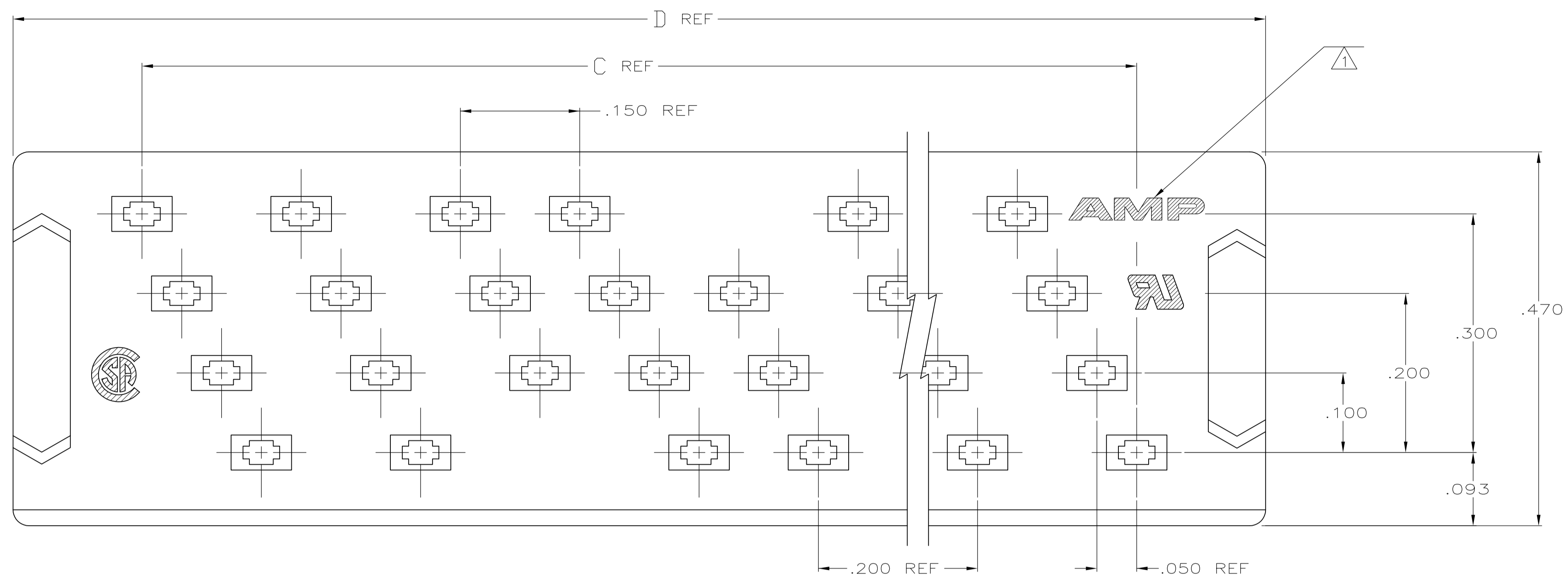
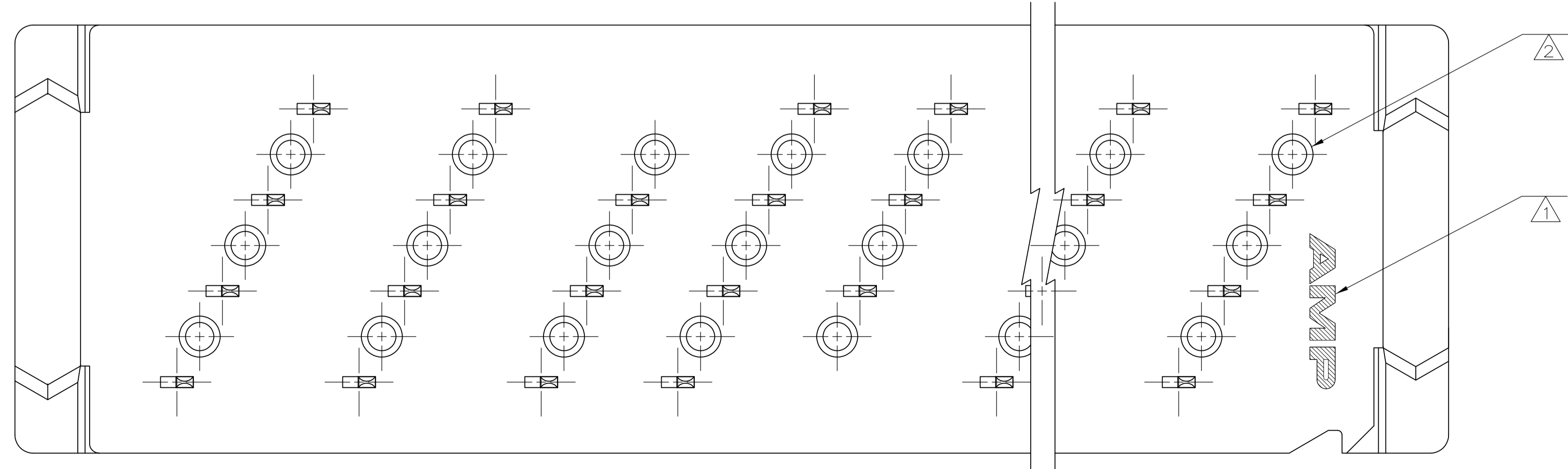


LOC		DIST		REVISIONS			
DF	FO	REV	DATE	BY	APPV	DATE	REV
		G	28APR11	CT	DH		

- 1 AMP TRADEMARK LOCATED IN APPROX AREA SHOWN.
- 2 STANDOFFS: POSN 10 (9) STANDOFFS AS SHOWN.  
 POSN 26 (21) STANDOFFS, 3 PER DIAGONAL ROW.  
 POSN 34 (27) STANDOFFS, 3 PER DIAGONAL ROW.  
 POSN 50 (39) STANDOFFS, 3 PER DIAGONAL ROW.
- 3 FINISH: BRIGHT TIN-LEAD .000100-.000200 THK OVER NICKEL .000050 MIN THK.
- 4 HEIGHT AFTER TERMINATION IS .238 REF.
- 5 FINISH: BRIGHT TIN .000100-.000200 THK OVER NICKEL .000050 MIN THK.



RECOMMENDED HOLE LAYOUT



5	2.450	2.450	2.774	2.450	2.450	49	50	5-111039-4
5	1.650	1.650	1.974	1.650	1.650	33	34	5-111039-3
5	1.250	1.250	1.574	1.250	1.250	25	26	5-111039-2
5	.450	.450	.774	.450	.450	9	10	5-111039-1
3	2.450	2.450	2.774	2.450	2.450	49	50	111039-4
3	1.650	1.650	1.974	1.650	1.650	33	34	111039-3
3	1.250	1.250	1.574	1.250	1.250	25	26	111039-2
3	.450	.450	.774	.450	.450	9	10	111039-1
FINISH	F	E	D	C	B	A	NO OF POSN	PART NUMBER

THIS DRAWING IS A CONTROLLED DOCUMENT.

DIMENSIONS: INCHES	TOLERANCES UNLESS OTHERWISE SPECIFIED:	0 PLC ± -	1 PLC ± -	2 PLC ± -	3 PLC ± .005	4 PLC ± -	ANGLES ± -
--------------------	--	-----------	-----------	-----------	--------------	-----------	------------

MATERIAL: MOLDED PARTS: 94V-0 RATED THERMOPLASTIC, COLOR BLACK CONTACTS: PH BRZ PER QQ-B-750

FINISH: CONTACTS

THIS DRAWING IS A CONTROLLED DOCUMENT. DIN J. PEACHEY 05-MAR-86. CHK: M. SCULLY 23-MAY-86. APVD: D. HOFFMAN 23-MAY-86. NAME: KIT, AMP-LATCH PADDLEBOARD PREASSEMBLED, .100 LONG POSTS SPCL CTRS, FULL TIN PLATED CONTACTS. APPLICATION SPEC: 114-40005. SIZE: A1. CAGE CODE: 00779. DRAWING NO: 111039. WEIGHT: -. RESTRICTED TO: CUSTOMER DRAWING. SCALE: 10:1. SHEET: 1 OF 1. REV: G.