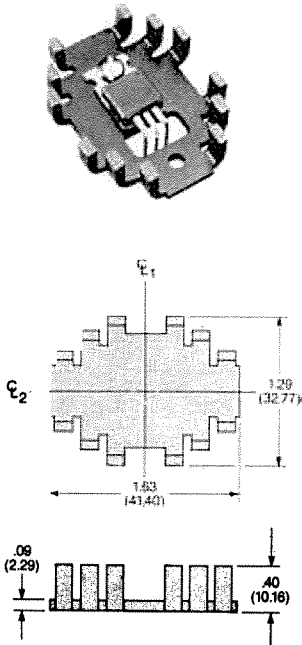
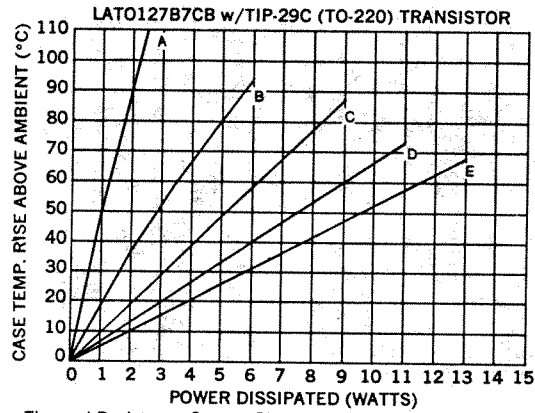


LA-B7 Series



Dimensions are for reference use only. Contact IERC for dimensions with tolerances or standard part drawings.



DESCRIPTION OF CURVES

- A. N.C. Horiz. Device Only Mounted to G-10.
- B. N.C. Horiz. & Vert. With Dissipator.
- C. 200 FPM w/Diss.
- D. 500 FPM w/Diss.
- E. 1000 FPM w/Diss.

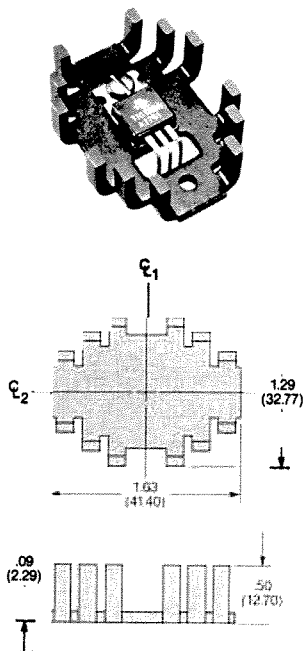
- Thermal Resistance Case to Sink is 0.9-1.1 °C/W w/Joint Compound.
- Derate 0.6 °C/watt for unplated part in natural convection only.
- Derate 3.0 °C/watt for Insulube® part in natural convection only.

Ordering Information

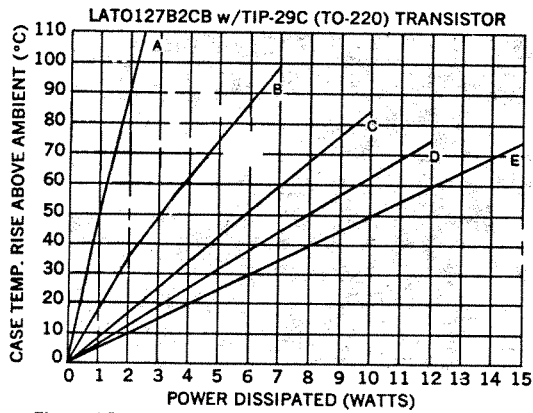
IERC PART NO.				Semiconductor Accommodated	Hole patt. ref. no. (see pg. 2-27)	Max. Weight (Grams)
Unplated	Comm'l. Black Anodize	Mil. Black Anodize	Insulube® 448			
LA000B7U	LA000B7CB	LA000B7B	LA000B7	Undrilled	—	7.8
LATO126B7U	LATO126B7CB	LATO126B7B	LATO126B7	TO-126	2	7.8
LATO127B7U	LATO127B7CB	LATO127B7B	LATO127B7	TO-127, TO-220	3	7.8
LA394B7U	LA394B7CB	LA394B7B	LA394B7	Universal	4	7.8

Note: See page iv for other finishes.

LA-B2 Series



Dimensions are for reference use only. Contact IERC for dimensions with tolerances or standard part drawings.



DESCRIPTION OF CURVES

- A. N.C. Horiz. Device Only Mounted to G-10.
- B. N.C. Horiz. & Vert. With Dissipator.
- C. 200 FPM w/Diss.
- D. 500 FPM w/Diss.
- E. 1000 FPM w/Diss.

- Thermal Resistance Case to Sink is 0.9-1.1 °C/W w/Joint Compound.
- Derate 0.6 °C/watt for unplated part in natural convection only.
- Derate 3.0 °C/watt for Insulube® part in natural convection only.

Ordering Information

IERC PART NO.				Semiconductor Accommodated	Hole patt. ref. no. (see pg. 2-27)	Max. Weight (Grams)
Unplated	Comm'l. Black Anodize	Mil. Black Anodize	Insulube® 448			
LA000B2U	LA000B2CB	LA000B2B	LA000B2	Undrilled	—	8.8
LATO126B2U	LATO126B2CB	LATO126B2B	LATO126B2	TO-126	2	8.8
LATO127B2U	LATO127B2CB	LATO127B2B	LATO127B2	TO-127, TO-220	3	8.8
LA394B2U	LA394B2CB	LA394B2B	LA394B2	Universal	4	8.8

Note: See page iv for other finishes.