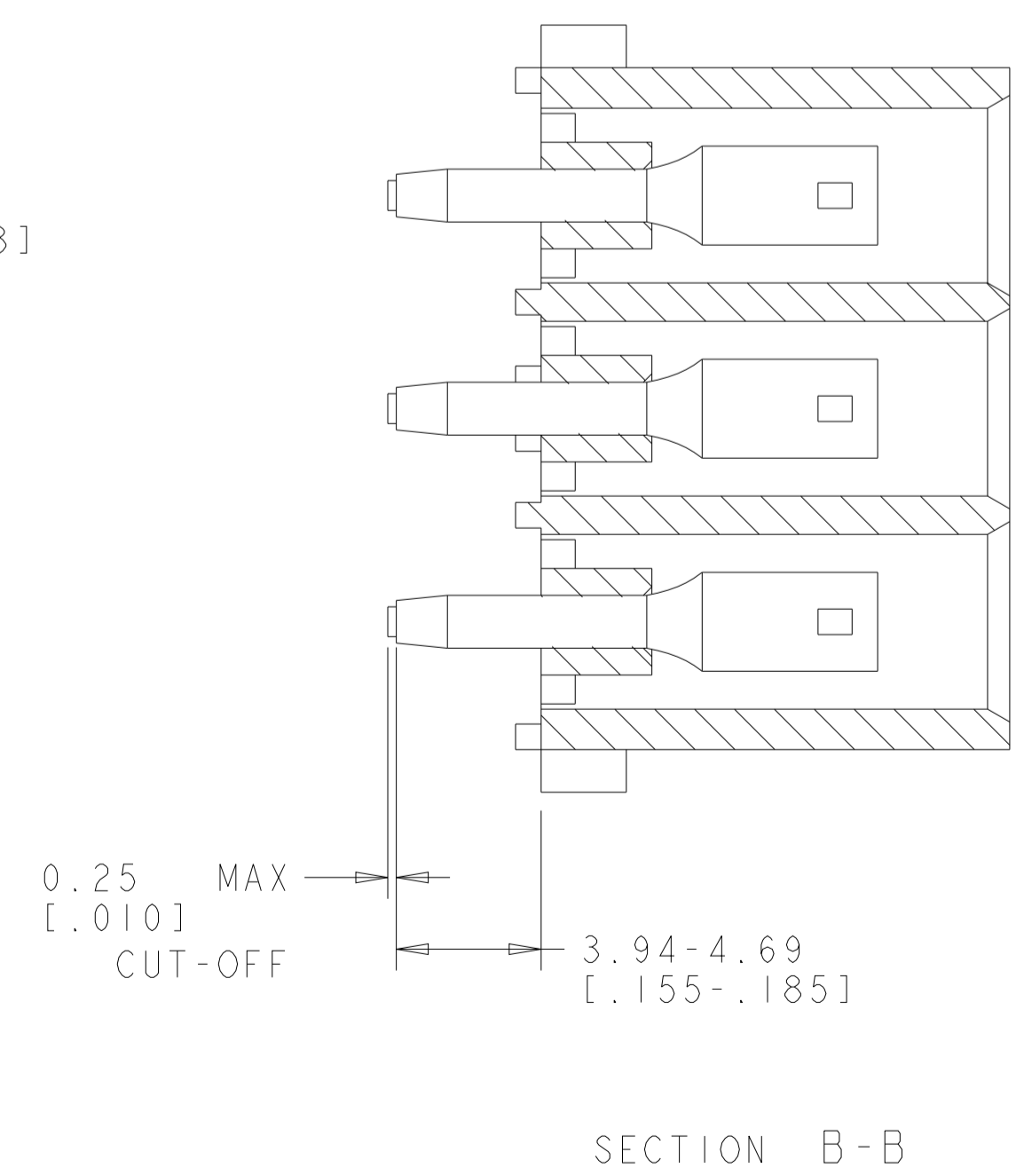
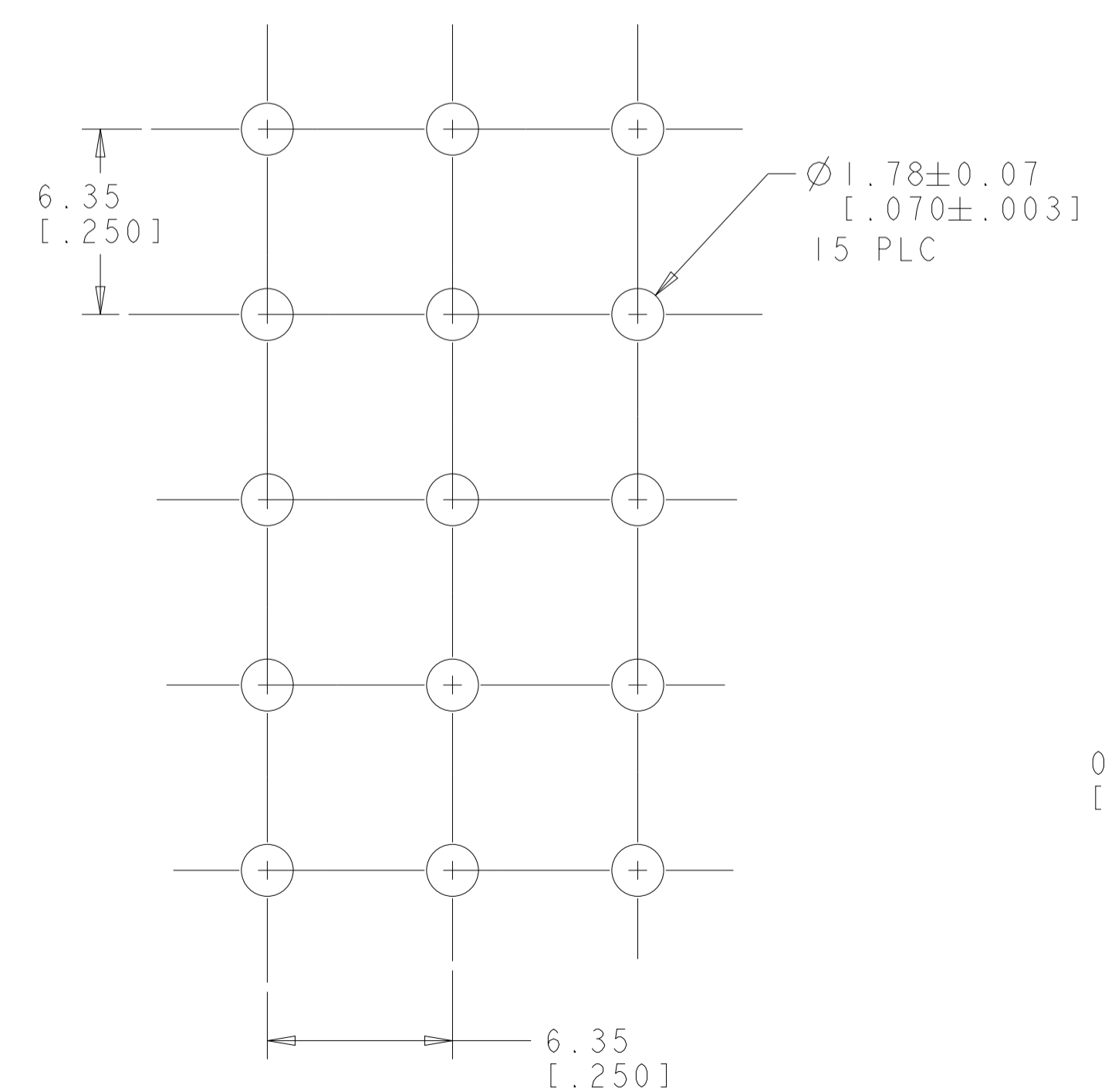
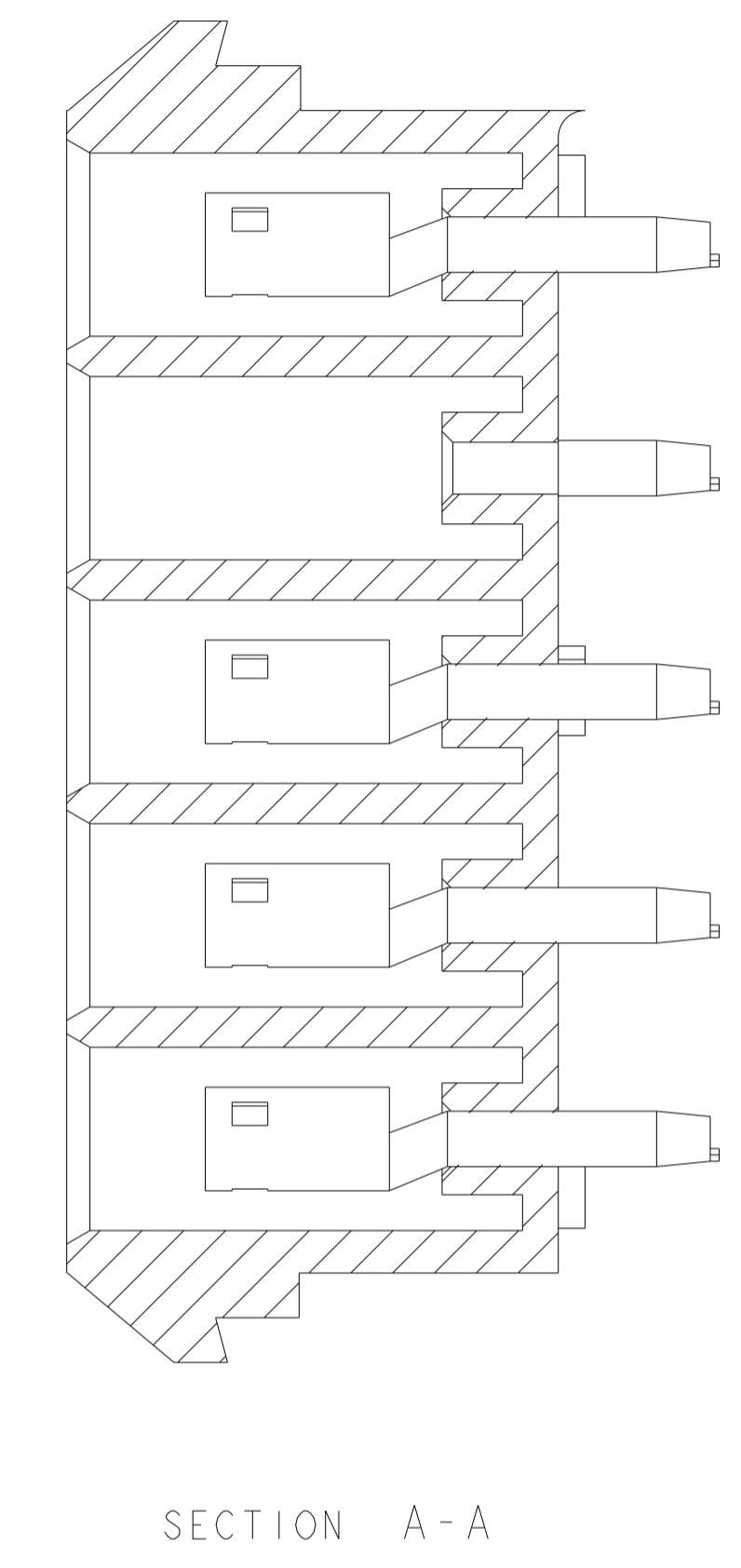
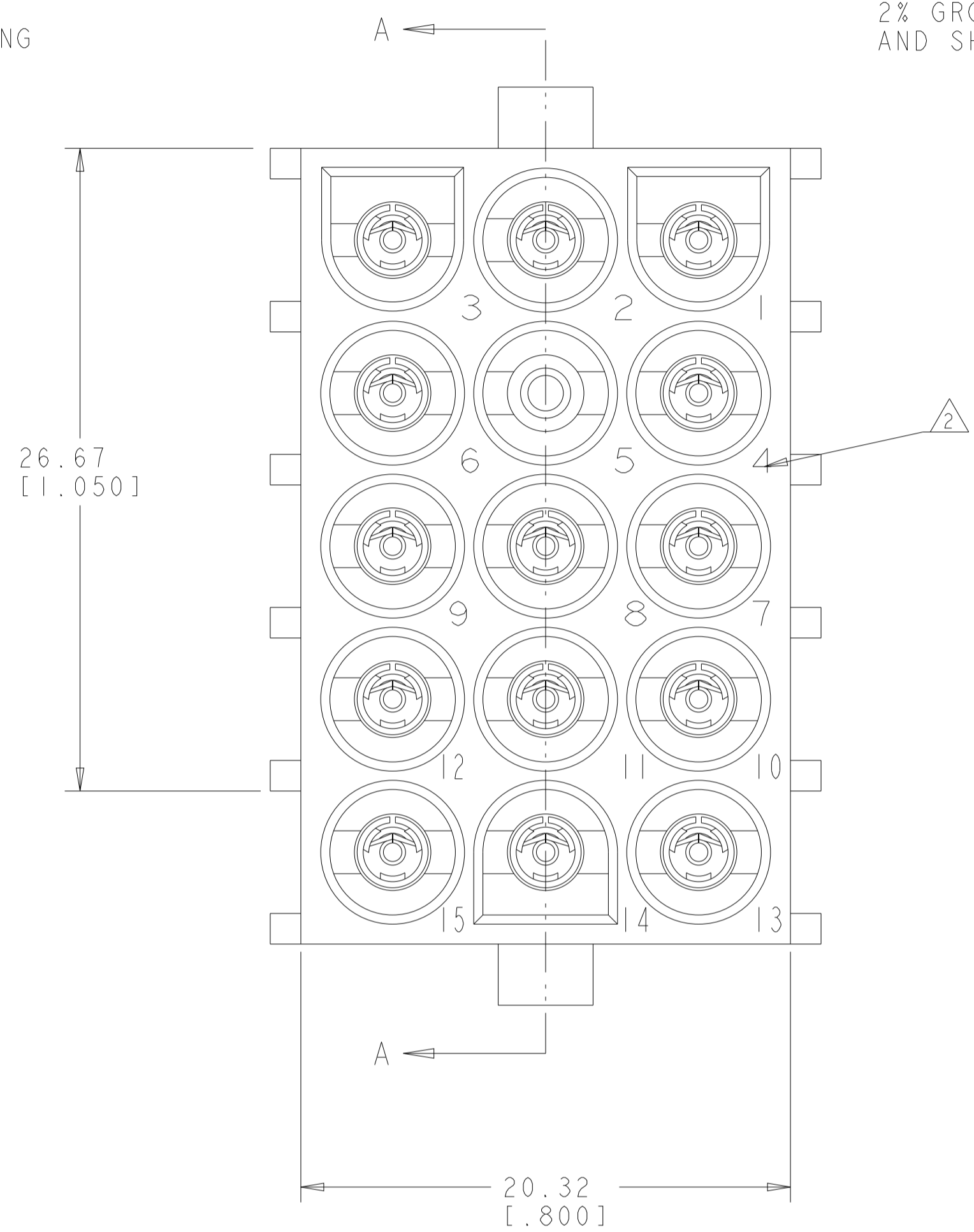
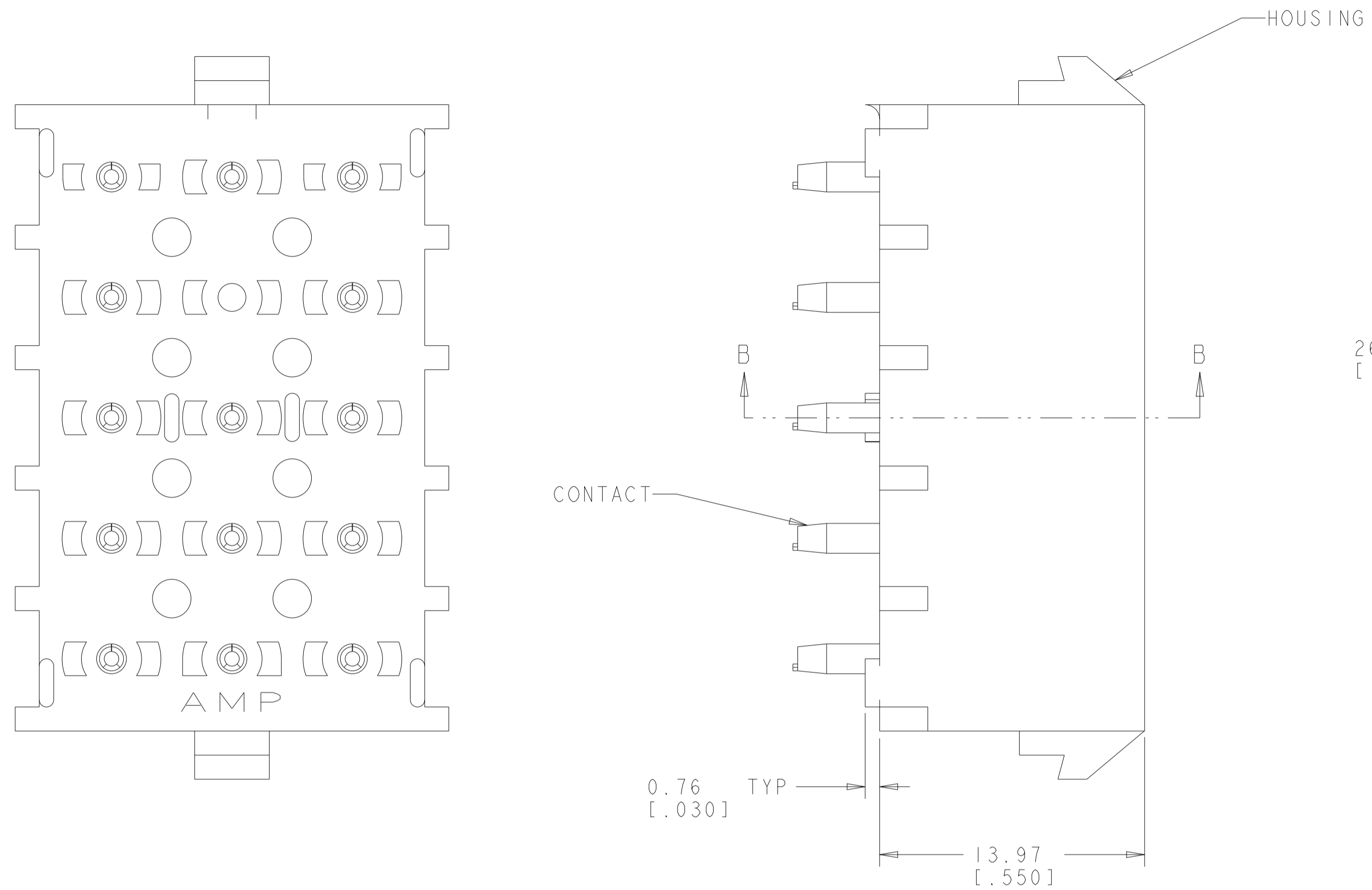


LOC		DIST		REVISIONS			
P	LTN	DESCRIPTION	DATE	DWN	APVD		
A		RELEASED PER WR-05-27	04MAY05	KW	SR		
A1		ECO-07-029079	07DEC2007	KW	DC		
A2		REVISED PER ECR-21-119230	05NOV2021	SS	VS		

- PARTS COMPLY TO AMP SOLDERABILITY SPECIFICATION 109-11-3.
- CIRCUIT IDENTIFICATION CHARACTERS ARE ADJACENT TO THE INDICATED CAVITIES, BUT LOCATION AND ORIENTATION MAY DIFFER FROM PRINT.
- DIMENSIONS IN BRACKETS ARE IN INCHES.
- DIMENSIONS SHOWN REPRESENT PRODUCT IN DRY CONDITION. ADDITIONAL 2% GROWTH DUE TO END USE LOCATION MOISTURE ABSORPTION MAY OCCUR AND SHOULD BE ACCOUNTED FOR.

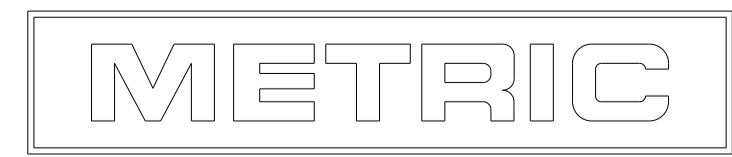


NO	MATERIAL	FINISH	COLOR	PART NUMBER
15	PHOSPOR BRONZE, PRE-TIN		NYLON, UL94V-0, WHITE	I-1586683-5
14	PHOSPOR BRONZE, PRE-TIN		NYLON, UL94V-0, WHITE	I-1586683-4
13	PHOSPOR BRONZE, PRE-TIN		NYLON, UL94V-0, WHITE	I-1586683-3
11	PHOSPOR BRONZE, PRE-TIN		NYLON, UL94V-0, WHITE	I-1586683-1
10	PHOSPOR BRONZE, PRE-TIN		NYLON, UL94V-0, WHITE	I-1586683-0
9	PHOSPOR BRONZE, PRE-TIN		NYLON, UL94V-0, WHITE	1586683-9
5	PHOSPOR BRONZE, PRE-TIN		NYLON, UL94V-0, WHITE	1586683-5

SOCKET NO OMITTED PIN CONTACT MATERIAL AND FINISH HOUSING MATERIAL AND COLOR PART NUMBER

1586683-5 SHOWN

RECOMMENDED MOUNTING HOLE PATTERN FOR 1.57 [0.062] THICK P.C. BOARD HOLE THAT CORRESPONDS TO REMOVED CONTACT CAN BE OMITTED



DIMENSIONS: mm [INCHES] 		TOLERANCES UNLESS OTHERWISE SPECIFIED: 0 PLC ± 1 PLC ±0.131 [0.005] 2 PLC ± 3 PLC ± 4 PLC ± ANGLES 40° 30'		DWN K. WHITAKER 04MAY2005 CHK S. RIDGILL 04MAY2005 APVD S. RIDGILL 04MAY2005 PRODUCT SPEC APPLICATION SPEC WEIGHT FINISH SEE TABLE		Tyco Electronics Harrisburg, PA 17105-3608 NAME: SOCKET HEADER ASSEMBLY, 15 CIRCUIT, SELECTIVELY LOADED, UNIVERSAL MATE-N-LOK(TM) SIZE: A1 CAGE CODE: 00779 DRAWING NO: 1586683 RESTRICTED TO: REV A2	
MATERIAL: SEE TABLE			CUSTOMER DRAWING			SCALE: 5:1 SHEET 1 OF 1	