DRAWING MADE IN THIRD ANGLE PROJECTION

680110 ⇔ 680110

<UT161B>DEPT2230>AMP07567>EDMMOD

PART NUMBER	REV	FIRST USED
680110-1	C	854400-1
680110-2	C	565435-5
680110-3	C	354500-1

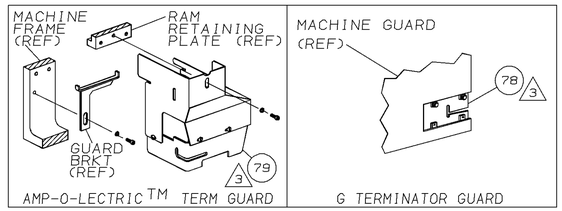

TERMINAL NAME: .375 SERIES FASTIN-FASTON RECPT		
		345153
TERM APPL SPEC		114-3127

CRIMPING DATA			
PAD LTR	CRIMP HEIGHT	WIRE SIZE	
A	.104 ±.002	5 mm²	
B	.099 ±.002	4.5mm²	
C	.095 ±.002	4 mm²	
D	.086 ±.002	3 mm²	
CRIMP	SIZE	TYPE	RANGE
WIRE	.140	F	3 - 5 mm²
INSUL	.210	F	2.8-5.3 MM
FEED	APPL INST	SET UP GAGE	LAYOUT
1.110	408-8039	458638-1	L1588
WIRE STRIP LENGTH		-	

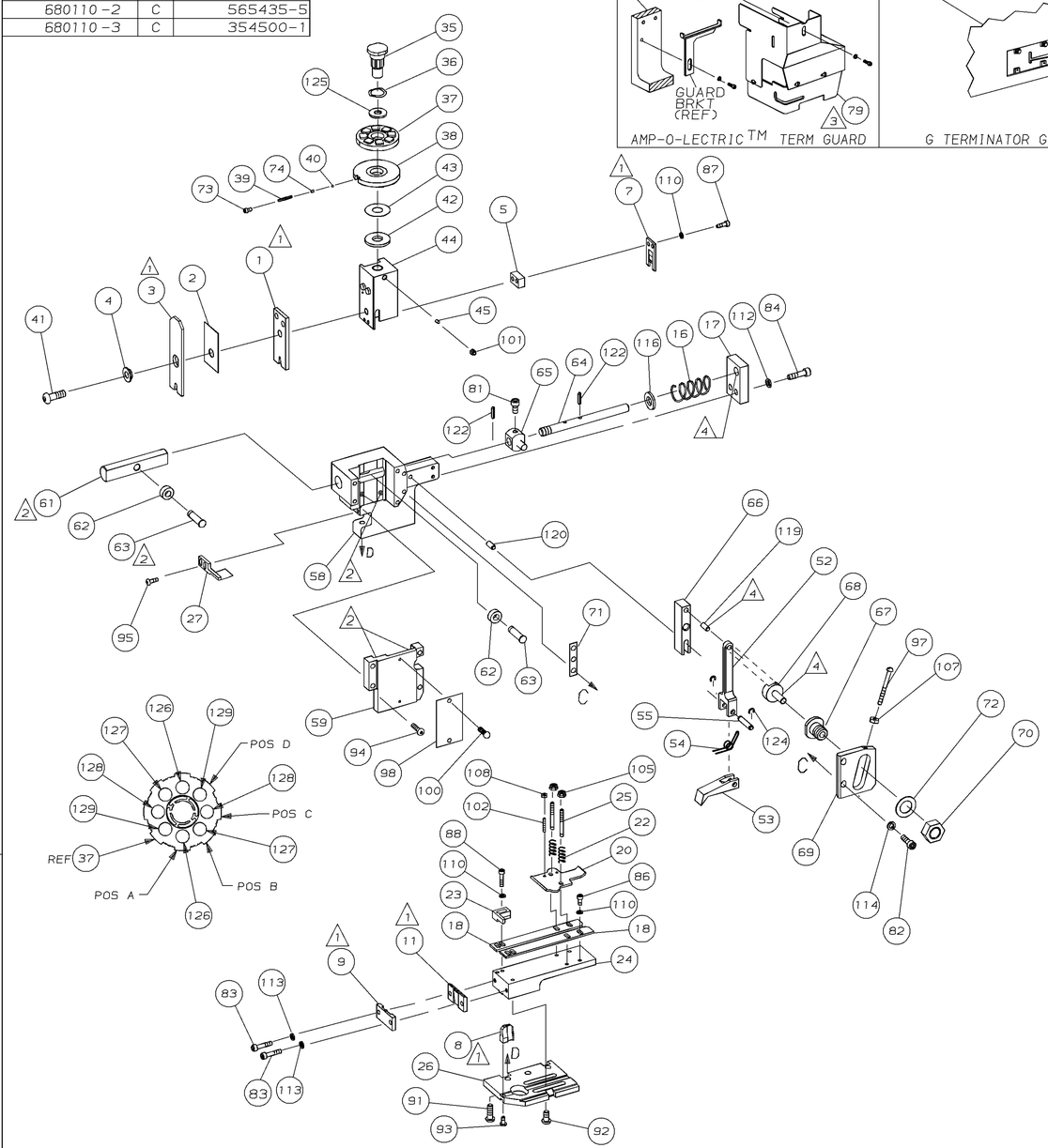

2	2	2	-	C	5-354778-9	PIN, WIRE DISC (.2790) D	129
2	2	2	-	C	4-354778-1	PIN, WIRE DISC (.2700) C	128
2	2	2	-	C	3-354778-3	PIN, WIRE DISC (.2660) B	127
2	2	2	-	C	2-354778-3	PIN, WIRE DISC (.2610) A	126
1	1	1	-	A	986950-1	WASHER, FLAT PRECISION	125
REF	REF	REF	-	A	21045-3	RING, RET "C" (ø.187) FD PIN	124
							123
REF	REF	REF	-	A	5-21028-1	PIN, STD SPRING (ø.12) FD ADJ ROD	122
							121
REF	REF	REF	-	A	1-21030-7	PIN, DOWEL (ø.187x1.50) HSG	120
REF	REF	REF	-	A	1-21030-1	PIN, DOWEL (ø.187x.50) LEVER	119
							118
							117
REF	REF	REF	-	A	21899-4	WASHER, FLAT (ø5/16) SCR ADJ	116
							115
REF	REF	REF	-	A	21024-5	WASHER, LOCK (NO.10) FD ADJ PL	114
2	2	2	-	A	21024-5	WASHER, LOCK (NO.10) SHEAR PL	113
REF	REF	REF	-	A	21024-5	WASHER, LOCK (NO.10) FD ROD GDE	112
							111
7	7	7	-	A	21024-4	WASHER, LOCK (NO.8) SHEAR BL	110
							109
2	2	2	-	A	21018-4	NUT, HEX (4-40) DRAG	108
REF	REF	REF	-	A	21018-5	NUT, HEX (6-32) FD ADJ PL	107
							106
2	2	2	-	A	21022-2	NUT, HEX SL (8-32) DRAG STUD	105
							104
							103
2	2	2	-	A	4-21078-8	SKT SKT SET (4-40x.75) DRAG	102
1	1	1	-	A	21009-2	SCR, SKT SET (1/4-20x.25) RAM	101
2	2	2	-	A	21017-2	SCR, DRIVE (#2x.19) ID PLATE	100
1	1	1	-	A	1-21002-7	SCR, BHC (6-32x.38) CAM	99
1	1	1	-	B	461264-1	PLATE, IDENTIFICATION	98
REF	REF	REF	-	A	6-23715-5	SCR, PAN HD (6-32x1.50) FEED ADJ	97
							96
2	2	2	-	A	2-21002-2	SCR, BHC (8-32x.50) STRIPPER	95
REF	REF	REF	-	A	2-21002-9	SCR, BHC (10-32x.75) HSG CAP	94
1	1	1	-	A	22733-8	SCR, BHC (8-32x.38 LW) ANVIL	93
4	4	4	-	A	3-21002-3	SCR, BHC (1/4-20x.50) ST GD PL	92
REF	REF	REF	-	A	2-22733-8	SCR, BHC (1/4-20x.62) BASE PL	91
							90
							89
2	2	2	-	A	2-21000-9	SCR, SHC (8-32x.75) HOLD DOWN	88
2	2	2	-	A	2-21000-8	SCR, SHC (8-32x.62) SLUG BLADE	87
3	3	3	-	A	2-21000-6	SCR, SHC (8-32x.25) STRIP GUIDE	86
							85
REF	REF	REF	-	A	3-21000-7	SCR, SKT CAP (10-32x.75) FD GDE	84
2	2	2	-	A	3-21002-1	SCR, BHC CAP (10-32x1.00) SH PL	83
REF	REF	REF	-	A	3-21000-6	SCR, SKT CAP (10-32x.62) FD ADJ P	82
REF	REF	REF	-	A	3-21000-4	SCR, SKT CAP (10-32x.38) PIVOT BL	81
							80
3 -	REF	-	-	A	455745-1	GUARD, WINDOW	79
3 REF	-	-	-	A	679532-1	INSERT, GUARD	78
							77
							76
							75
1	1	1	-	A	690603-1	SPRING, ASSIST	74
1	1	1	-	A	23030-1	SCR, SKT CAP (6-32x.25) CP DSC	73
REF	REF	REF	-	A	458109-1	WASHER, FLAT (SPECIAL)	72
REF	REF	REF	-	A	690517-1	SPACER	71
-3	-2	-1	U/M	DWG SIZE	PART NO	DESCRIPTION	ITEM NO
← REVISION OF EACH ASSY NO (WHEN BLANK, USE DWG REVISION)							
QTY REQD PER ASSY				PARTS LIST			

-1	LEADMAKER			MECH POST FEED			
-2	BENCH MODEL K			MECH-POST FEED			
-3	BENCH MODEL G			MECH-POST FEED			
REF	REF	REF	-	A	22594-8	NUT, HEX	70
REF	REF	REF	-	B	240628-1	PLATE, ADJ	69
REF	REF	REF	-	B	240626-1	SHAFT, PIVOT	68
REF	REF	REF	-	B	240633-1	BUSHING	67
REF	REF	REF	-	A	455680-1	LEVER, INTERMEDIATE	66
REF	REF	REF	-	B	240629-1	BLOCK, PIVOT	65
REF	REF	REF	-	A	240632-2	SCR, ADJ	64
REF	REF	REF	-	B	240659-3	PIN, CAM ROLLER	63
REF	REF	REF	-	B	240658-1	CAM, ROLLER	62
REF	REF	REF	-	B	454398-1	ROD, FEED	61
							60
REF	REF	REF	-	C	454220-1	CAP, RAM	59
REF	REF	REF	-	D	453736-1	HOUSING	58
							57
							56
REF	REF	REF	-	B	240624-1	PIN, FEED FINGER	55
REF	REF	REF	-	B	691499-1	SPRING, FEED FINGER	54
REF	REF	REF	-	B	240635-1	FINGER, FEED	53
REF	REF	REF	-	B	240634-3	LEVER, TERMINAL	52
							51
							50
							49
-	1	-	-	B	690501-3	CAM, POST FEED 1 1/8 ST	48
1	-	1	-	B	690501-4	CAM, POST-FEED 1 5/8 ST	47
							46
1	1	1	-	A	690191-1	PLUG, NYLON	45
1	1	1	-	C	455674-1	RAM	44
1	1	1	-	A	690125-1	WASHER, LAMINATED	43
1	1	1	-	A	690124-1	WASHER, RAM	42
1	1	1	-	A	7-21002-9	BOLT, CRIMPER (5/16-24x1.00)	41
1	1	1	-	A	23241-6	BALL, STEEL	40
1	1	1	-	A	690170-1	SPRING, COMPRESSION	39
1	1	1	-	C	690142-1	DISC, INSULATION	38
1	1	1	-	D	354777-1	WIRE DISC, PLASTIC	37
1	1	1	-	A	22480-5	WASHER, SPRING	36
1	1	1	-	B	690212-1	POST, RAM	35
							34
							33
1	1	1	-	D	458980-2	APPLICATOR, BASIC (SUB ASSY)	32
							31
							30
							29
							28
1	1	1	-	A	217895-1	STRIPPER	27
REF	REF	REF	-	C	455676-1	PLATE, BASE	26
2	2	2	-	A	22354-8	DRAG, STUD	25
1	1	1	-	B	1-458803-7	PLATE, STRIP GUIDE	24
1	1	1	-	C	240825-5	PLATE, STRIP HOLD DOWN	23
2	2	2	-	A	4-22281-1	SPRING, DRAG	22
							21
1	1	1	-	A	454177-1	DRAG, STOCK	20
							19
2	2	2	-	C	454204-4	GUIDE, STRIP (FRONT)	18
REF	REF	REF	-	A	454178-1	GUIDE, FEED ROD	17
REF	REF	REF	-	A	4-22284-9	SPRING, FEED RETURN	16
							15
							14
							13
							12
1 1	1	1	-	B	240833-3	PLATE, REAR SHEAR	11
							10
1 1	1	1	-	B	1-690496-1	PLATE, FRONT SHEAR	9
1 1	1	1	-	D	8-683452-2	ANVIL	8
1 1	1	1	-	B	690474-5	BLADE, SLUG	7
							6
1	1	1	-	C	5-240641-6	SPACER, SLUG BLADE	5
1	1	1	-	B	238009-1	SPACER, BLOCK CRIMPER	4
1 1	1	1	-	C	1-456134-1	CRIMPER, INSULATION	3
1	1	1	-	B	2-455888-1	SPACER, CRIMPER	2
1 1	1	1	-	C	1-456425-3	CRIMPER, WIRE	1
-3	-2	-1	U/M	DWG SIZE	PART NO	DESCRIPTION	ITEM NO
← REVISION OF EACH ASSY NO (WHEN BLANK, USE DWG REVISION)							
QTY REQD PER ASSY				PARTS LIST			

1. RECOMMENDED SPARE PARTS.
2. GREASE LIGHTLY.
3. GUARD MUST BE IN PLACE WHEN OPERATING APPLICATOR IN A BENCH MACHINE.
4. LUBRICATE DAILY USING NO. 20 MACHINE OIL.
5. ITEMS WITH QTY OF REF SPECIFIED (EXCEPT ITEMS 78 AND 79) ARE USED ON ITEM 32.

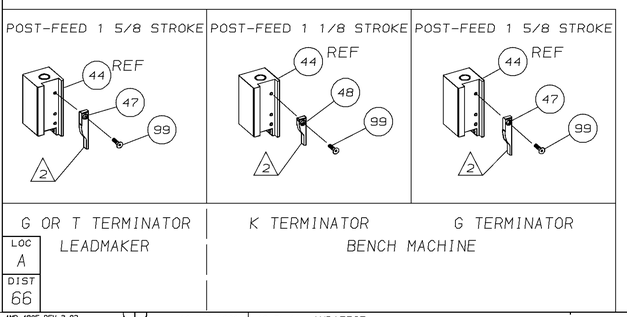

LOC	DIST
A	66

P	F	LTR	REVISION RECORD	APP	DATE
		C	0150-8304-98	TB	2-98
		B	ECN 0150-5713-94	CE	10-94
		A	REVISED	CE	9-94

DIMENSIONS IN INCHES. DO NOT SCALE PRINT. TOLERANCES UNLESS OTHERWISE SPECIFIED: 2 PLC DEC ±- 3 PLC DEC ±- 4 PLC DEC ±- ANGLES ± - SURF TEXTURE, √ REMOVE BURRS, BREAK SHARP EDGES R.015 MAX

MATL	HT TR	FIN
-	-	-
-	-	-

DR P.MATHIAS 6/28/94 | APP T.ELBIN 6-30-94 | CHK C.ERISMAN 6-30-94 | REL B. MORGAN 9/12/94

AMP Incorporated Harrisburg, PA 17105-3608

NAME END FEED HDM APPLICATOR | MACHINE REF MINI APPL

SCALE - | D | DWG NO 680110 | SHEET 1 OF 1 | REV C

CAGE CODE 00779 | CUSTOMER AND ASSEMBLY DRAWING | RESTRICTED TO -

THIS DRAWING IS A CONTROLLED DOCUMENT

THIS DRAWING IS UNPUBLISHED. © COPYRIGHT 1998 BY AMP INCORPORATED. ALL INTERNATIONAL RIGHTS RESERVED.

RELEASED FOR PUBLICATION FEB20,1998