

High-Performance Passive Coolers




Description: Designed for CPUs and other high-powered processors that fit the Intel™ LGA2011 square and LGA2066 sockets (Socket R)


Heat Sink Type: straightFIN Heat Sink

Features & Benefits

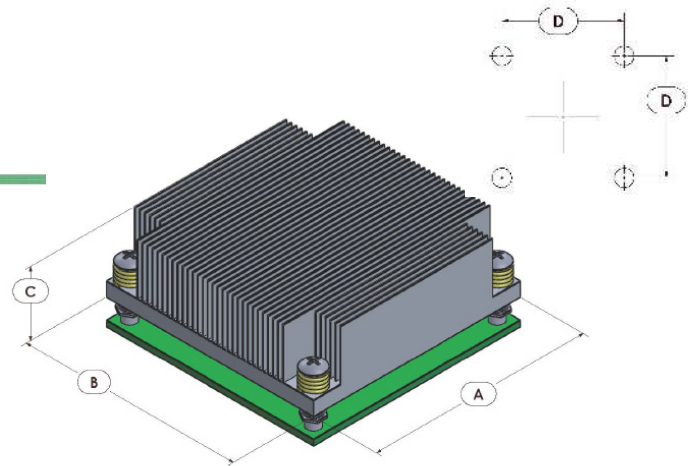
- « Provided with Chomerics T670 thermal grease
- « Mechanical attachment is PEM, screws and spring; For other types of attachments contact ATS
- « Installed hardware provides up to 9.2 PSI pressure
- « To apply these heat sinks to other high-powered processors, such as FPGAs, CPUs, AI processors, or GPUs, contact ATS



*Image is for illustration purposes only.



Optional ATS-HK379-R0 PCB backplate (left) available for applications other than socket LGA-2011. Attaches beneath PCB, as pictured above.



Product Details

Part Number	Material	Dimension A (mm)	Dimension B (mm)	Dimension C (mm)	Dimension D (mm)	Weight incl. hardware (grams)	Finish	Application Notes
ATS-UC-NF-100	Al	90	90	28	80	190	Blue Anodized	Ideal for 1U systems with open airflow front to back, aluminum fins reduce weight
ATS-UC-NF-101	Al	90	90	28	80	242	Blue Anodized	Ideal for 1U systems with open airflow front to back, aluminum fins reduce weight
ATS-UC-NF-200	Cu	90	90	28	80	728	Nickel-Plated	Ideal for 1U systems with open airflow front to back, copper fins reduce spreading resistance
ATS-UC-NF-201	Cu	90	90	28	80	808	Nickel-Plated	Ideal for 1U systems with open airflow front to back, copper fins reduce spreading resistance

Thermal Data*

Part Number	R (@ 1 m/s)	R (@ 2 m/s)	R (@ 3 m/s)	R (@ 4 m/s)	R (@ 6 m/s)
ATS-UC-NF-100	0.74	0.42	0.33	0.29	N/A
ATS-UC-NF-101	0.79	0.42	0.31	0.25	N/A
ATS-UC-NF-200	0.57	0.29	0.21	0.16	0.13
ATS-UC-NF-201	0.69	0.34	0.34	0.17	0.12

NOTES:

1. Thermal performance data are provided for reference only. Actual performance may vary by application.
2. Thermal resistance data are for 40 x 40mm component.
3. Dimension A: Base Length
4. Dimension B: Heat Sink Width
5. Dimension C: Heat Sink Height
6. Dimension D: Center of attachment to the next center of attachment
7. ATS reserves the right to update or change its products without notice to improve the design or performance
8. RoHS-6 and REACH compliant
9. Contact ATS at ats-hq@qats.com

*Shaded boxes represent air velocity that each heat sink is optimized for.



ATS ADVANCED THERMAL SOLUTIONS, INC.
Innovations in Thermal Management®

Test conditions: heat sinks tested in duct with 30x150 mm cross-section to mimic use in 1-U chassis. Heat source size: 40x40 mm.

For further technical information, please contact Advanced Thermal Solutions, Inc.

89-27 ACCESS ROAD, NORWOOD, MA 02062 USA | T: 781.769.2800 | ATS-HQ@QATS.COM | WWW.QATS.COM