

Keylock switch - round collar

1.10.118.513/0000

Included: 2 keys.



General information

Form of collar	round
----------------	-------

Dimensions

Diameter of collar	18 mm
Overall height	7.5 mm
Mounting depth	39.5 mm; with plug-in socket 41.25 mm
Mounting hole	16.2 mm

Mechanical design

Mounting	ring nut
Terminals	solder terminals
Contact system	sliding contact, self cleaning
Contact function	latching
Contact arrangement	1 NO at every switching position
Contact materials	Au alloy
Illumination	no

Mechanical design of lock

Lock	cylinder lock with pin tumblers
Wafers	5 pins
Lock type	5001
Number of locking positions	10,000
Main key	on request
Symmetric key	on request
Key removal position	0

Mechanical characteristics

Operating force min.	0.035 Nm
Operating force max.	1.8 Nm

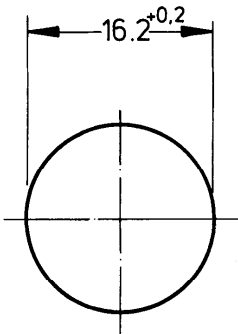
Electrical characteristics

Rated voltage AC/DC max.	35 V
Rated voltage AC/DC min.	5 V
Rated current AC/DC max.	100 mA
Rated current AC/DC min.	5 mA
ESD strength max.	12 kV
Insulation resistance	$6 \times 10^8 \Omega$
Contact resistance max.	200 m Ω

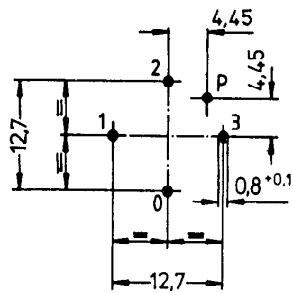
Other specifications

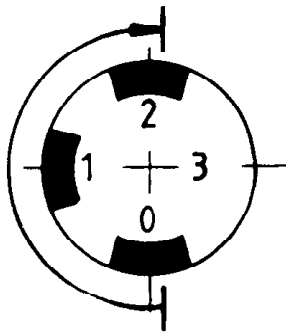
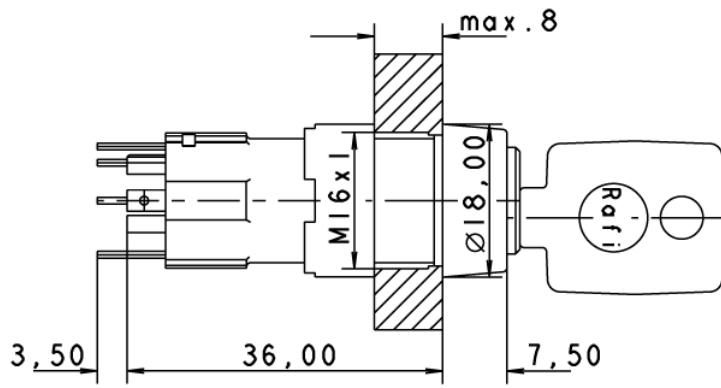
Operating life (operations)	50,000 cycle
Degree of protection from front side	IP65 (DIN EN 60529)
Operation temperature min.	-25 °C
Ambient temp. operating max.	+70 °C
Storage temperature min.	-40 °C
Storage temperature max.	+80 °C
Environmental resistance	acc. to IEC 60068-2-14, -30, -33 and -78
Soldering temperature max.	350 °C
Soldering time max.	3 s
Weight	29 g
Rotating angle	2 x 90°
ROHS compliant	yes
REACH compliant	yes

Mounting hole



PCB hole pattern, sight on component side





with plug-in socket

