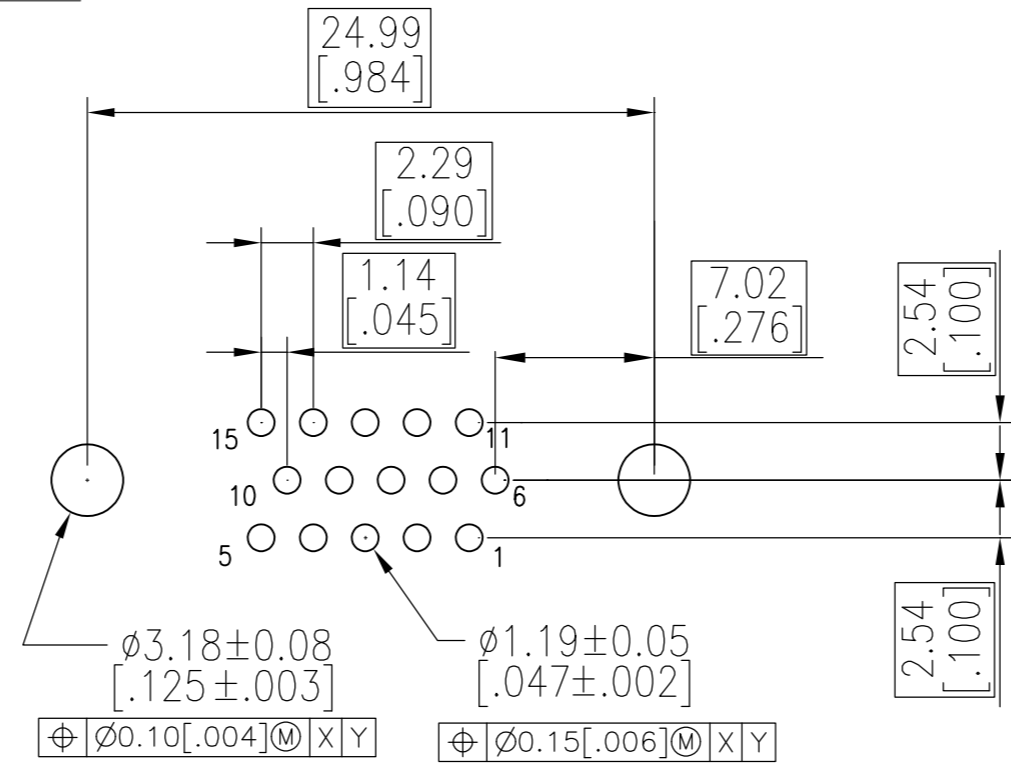
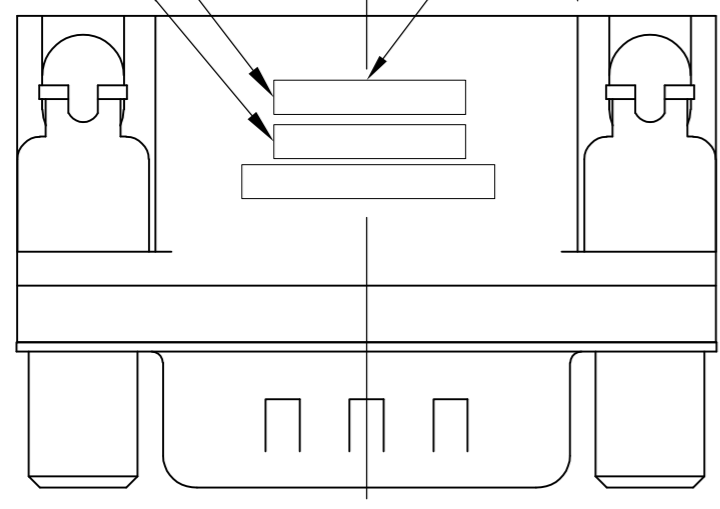
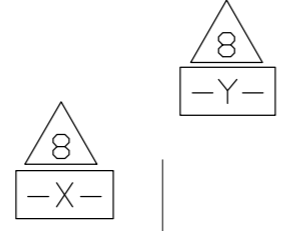


THIS DRAWING IS UNPUBLISHED. RELEASED FOR PUBLICATION
 © COPYRIGHT - By - ALL RIGHTS RESERVED.

REVISIONS				
P	LTR	DESCRIPTION	DATE	APVD
E		REVISED PER ECO-17-013750	16FEB2018	AP DG

TE PART NO
 MANUFACTURER LOGO
 18.60 [.732]
 DATE CODE \triangle 7
 -A-



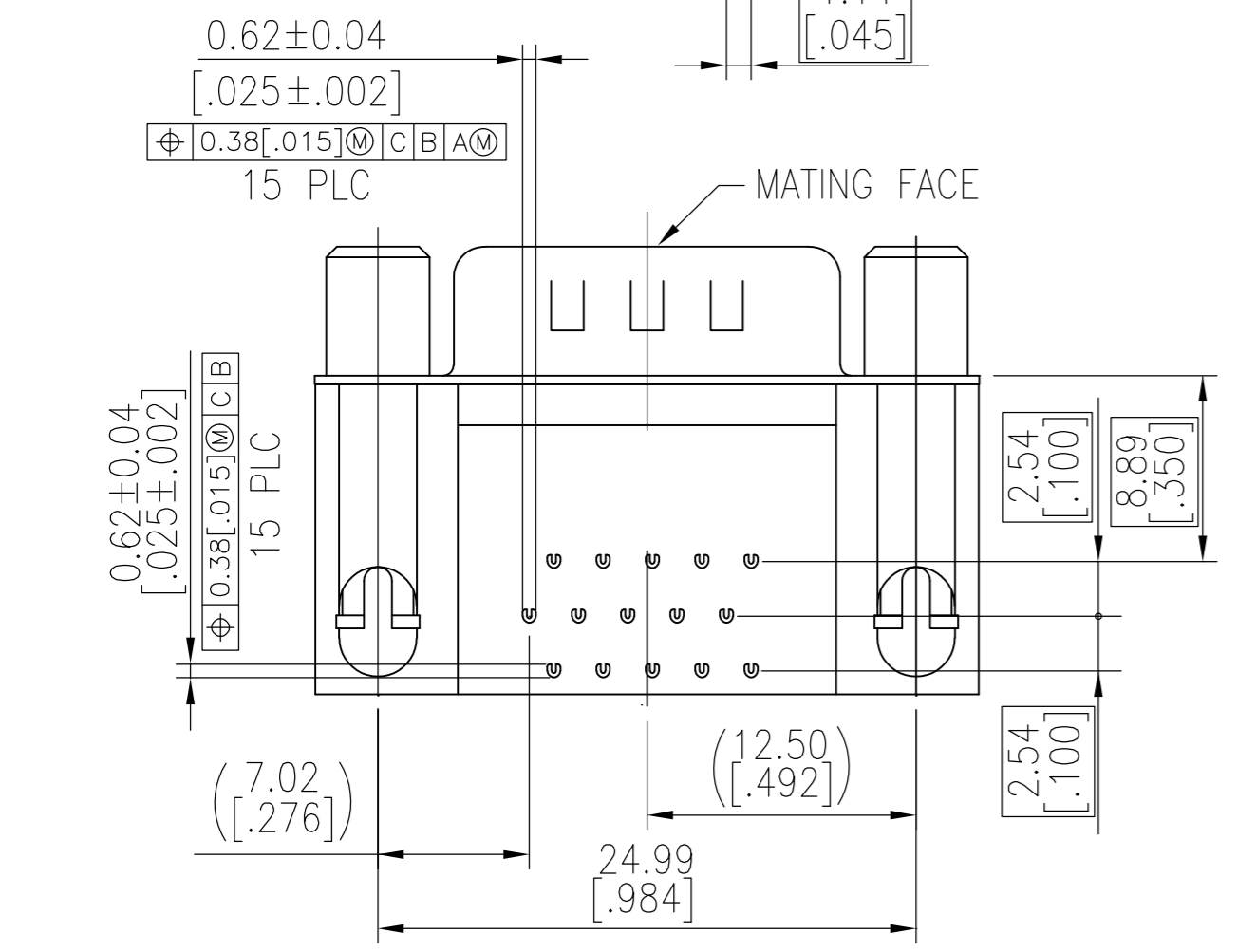
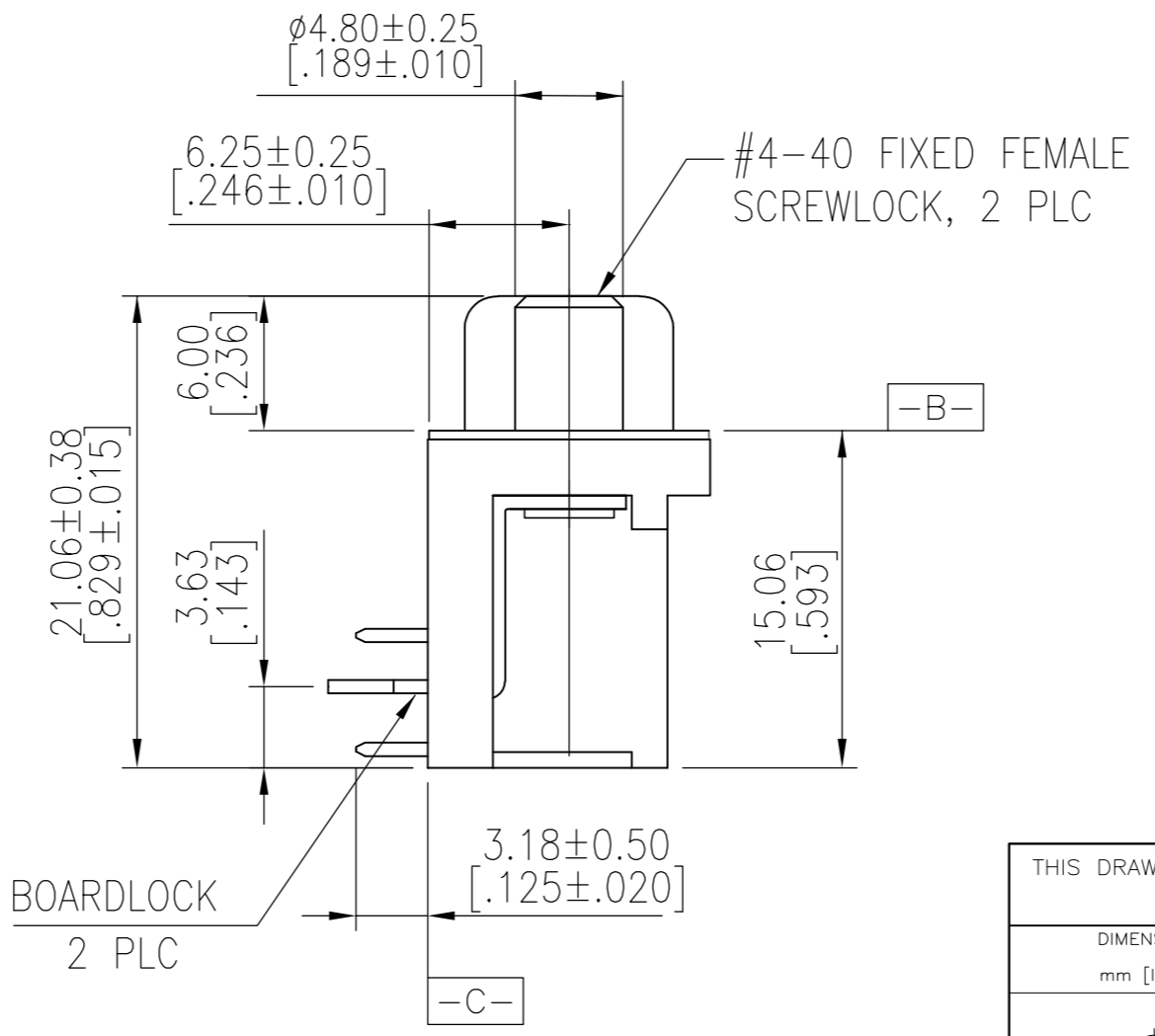
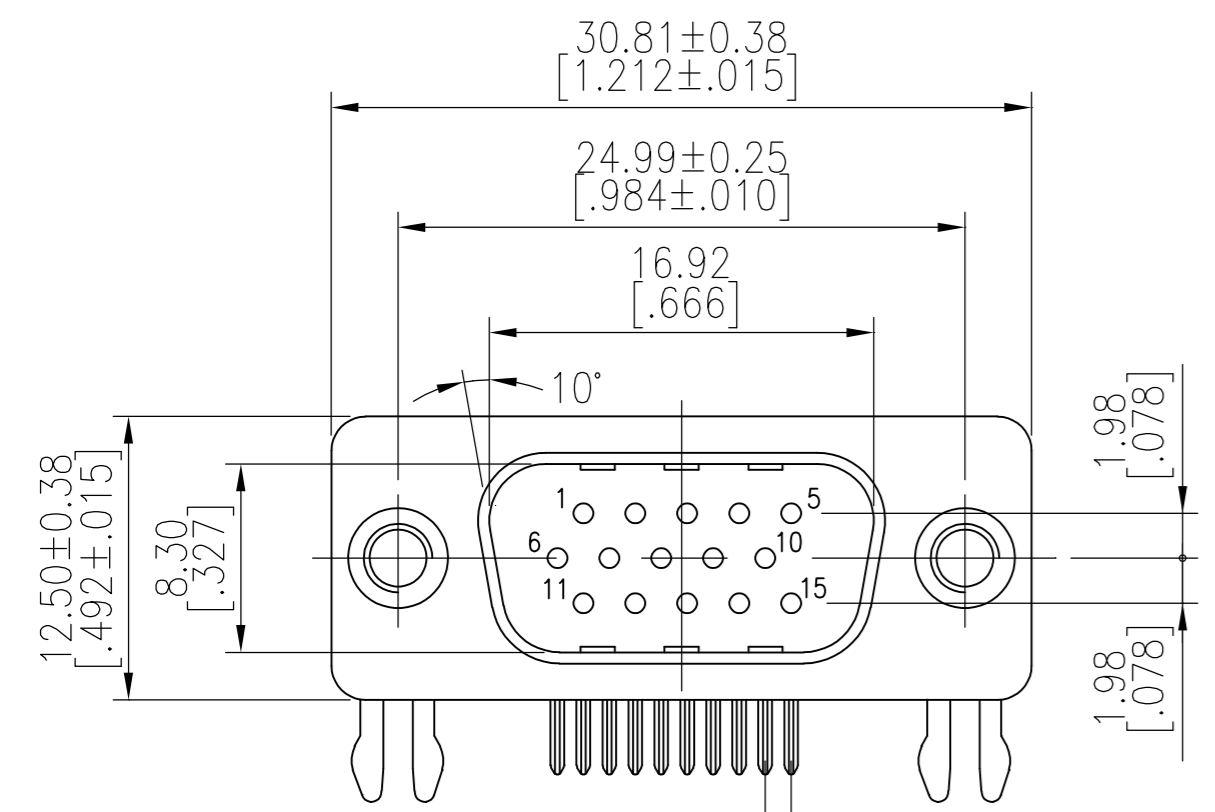
RECOMMENDED PCB LAYOUT

- HOUSING MATERIAL: PBT, GLASS FILLED, BLACK, UL 94V-0 RATED.
- CONTACT MATERIAL: BRASS.
- CONTACT FINISH: GOLD PLATE IN MATING AREA (SEE TABLE), 120 μ MIN TIN PLATE ON SOLDER TAIL, BOTH OVER 50 μ MIN NICKEL UNDERPLATE.
- SHELL: STEEL, NICKEL PLATE.
- BOARDLOCK: BRASS, 100 μ MIN TIN PLATE.
- FEMALE SCREWLOCK: BRASS, NICKEL PLATE.

\triangle 7 FOUR DIGIT DATE CODE IN THIS FORMAT.

Year 01 45 Manufacturing Week

\triangle 8 DATUMS \square -X- & \square -Y- TO BE ESTABLISHED BY CUSTOMER.



OBSELETE	Gold Flash	5749768-3
OBSELETE	15 μ MIN	5749768-2
SUPERSEDED BY 2311775-1	30 μ MIN	5749768-1
	CONTACT MATING AREA FINISH	PART NUMBER

THIS DRAWING IS A CONTROLLED DOCUMENT.		DWN J.GERACE 22FEB06	TE Connectivity	
DIMENSIONS: mm [INCHES]		CHK S.BOLASH 22FEB06	APVDM.WALMSLEY 22FEB06	
TOLERANCES UNLESS OTHERWISE SPECIFIED:		NAME AMPLIMITE HD-22 15 POS PLUG, RIGHT ANGLE		
0 PLC ± -		PRODUCT SPEC 108-1092		
1 PLC ± 0.38 [.015]		APPLICATION SPEC 114-13198		
2 PLC ± 0.25 [.010]		SIZE A2	CAGE CODE 00779	DRAWING NO C=5749768
3 PLC ± 0.15 [.006]		RESTRICTED TO -		
4 PLC ± -		SCALE 3:1 SHEET 1 OF 1 REV E		
ANGLES ± 2°		CUSTOMER DRAWING		
FINISH		WEIGHT 0.000000		
SEE NOTES		SEE NOTES		